

**PRESS RELEASE**  
**Preliminary Results Labour Force Survey**  
**New Providence**  
**December 2019**

The Labour Force Survey is an Institutionalized survey within the Department of Statistics conducted every six (6) months. The main purpose of which is to determine the amount of people employed, and those available and looking for work. However, due to hurricane Dorian's devastations on both Grand Bahama and Abaco, the survey that was scheduled for November 2019 was conducted in December 2019 in only New Providence.

**LABOUR FORCE CHARACTERISTICS BY SEX**

	<b>Statistic</b>	<b>Coefficient of Variation (CV)<sup>1</sup></b>
<b>Both Sexes</b>		
	Labour Force	170,835
	Employment	152,640
	Unemployment	18,195
	Participation Rate	78.2%
	Unemployment rate	10.7%
<b>Women</b>		
	Labour Force	81,950
	Employment	73,265
	Unemployment	8,685
	Participation Rate	74.9%
	Unemployment rate	10.6%
<b>Men</b>		
	Labour Force	88,885
	Employment	79,375
	Unemployment	9,510
	Participation Rate	74.9%
	Unemployment rate	10.7%

<sup>1</sup> The coefficient of variation (CV) is a measure of the variability in the statistic. If the CV<10% the statistic is very good estimate, 10-20% it is good, 20-30% it is acceptable and >30% it should be used with caution.

Employment in New Providence rose by 3,340 in December 2019 when compared to May 2019 and reached about 152,640 persons. Meanwhile, the unemployment rate in New Providence increased to 10.7%, up from 9.4%% in May 2019.

The unemployed persons are those, who during the reference week, were without work, were available for work and were either on temporary layoff, had looked for work in the past four weeks or had a job to start within the next four weeks. In December 2019, there were 18,195 persons that were unemployed in the New Providence, 52% males and 48% females.

Employment gains were driven by public sector employees which increased by 5% to 31,785 persons when compared to May. Additionally, the number of self-employed persons increased from 20,160 to 21,215.

### **EMPLOYED PERSONS BY EMPLOYMENT STATUS**

<b>Employment Status</b>	<b>Dec-19</b>	<b>May-19</b>
Employees (Gov't or Gov't Corp)	31,785	30,155
Private Employees	99,050	98,485
Self-Employed	21,215	20,165

## EMPLOYED PERSONS BY INDUSTRIAL GROUP

Industry	Dec-19	May-19
Agriculture, Hunting, Forestry & Fishing	800	750
Mining, Quarrying, Electricity, Gas & Water	1,890	1,750
Manufacturing	3,260	3,900
Construction	12,910	12,615
Wholesale & Retail	22,055	21,455
Hotels & Restaurants	30,080	31,230
Transport, Storage & Communication	9,410	10,170
Financing, Insurance, Real Estate & Other Business Services	10,250	11,530
Community, Social & Personal Services	59,495	54,550
Not Stated	2,490	1,350
<b>TOTAL</b>	<b>152,640</b>	<b>149,300</b>

The “Community, Social and Personal Service” sector experienced the greatest increase since May 2019 (9%). This industry, which includes the civil service, police service and domestic service continued to be the country’s largest employer in December 2019 and accounted for 39% of the workforce. The “Financing, Insurance, Real Estate & Other Business Services” sector experienced the greatest decline (11%).

## DISCOURAGED WORKERS BY SEX

	Dec-19	May-19
Total Discouraged Persons	1,285	1,195
Women	470	410
Men	815	785

In the six months from May 2019, the number of discouraged workers in the New Providence increased by 8%. Discouraged workers, according to the standard definition of the International Labour Organization (ILO), “are persons without work and available for work, yet were not actively seeking work because they are not hopeful about their prospects of finding work

## Brief summary of impact of hurricane Dorian

In order to provide some insight into the impact of hurricane Dorian, a few questions were added to the regular household questionnaire.

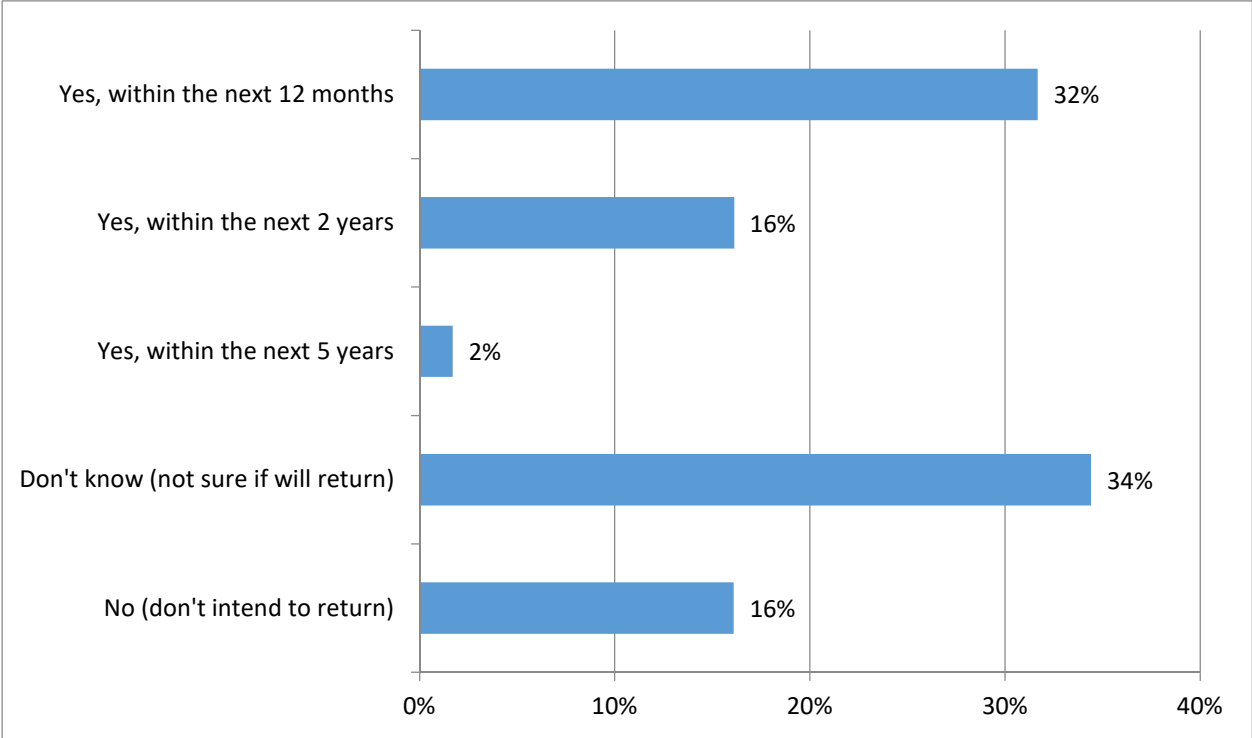
The data showed that approximately 3,360 persons relocated to New Providence from Grand Bahama (565) and Abaco (2,795) as a result of Hurricane Dorian.

### PERSONS WHO RELOCATED TO NEW PROVIDENCE AS A RESULT OF HURRICANE DORIAN BY ISLAND RELOCATED FROM AND SEX

	Number	Coefficient of Variation (CV)
<b>Both Sexes</b>		
Total Relocated	3,360	16.4%
Relocated from Grand Bahama	565	30.3%
Relocated from Abaco	2,795	9.4%
<b>Women</b>		
Total Relocated	1,805	19.2%
Relocated from Grand Bahama	395	39.9%
Relocated from Abaco	1,410	10.6%
<b>Men</b>		
Total Relocated	1,555	20.4%
Relocated from Grand Bahama	170	41.7%
Relocated from Abaco	1,385	12.9%

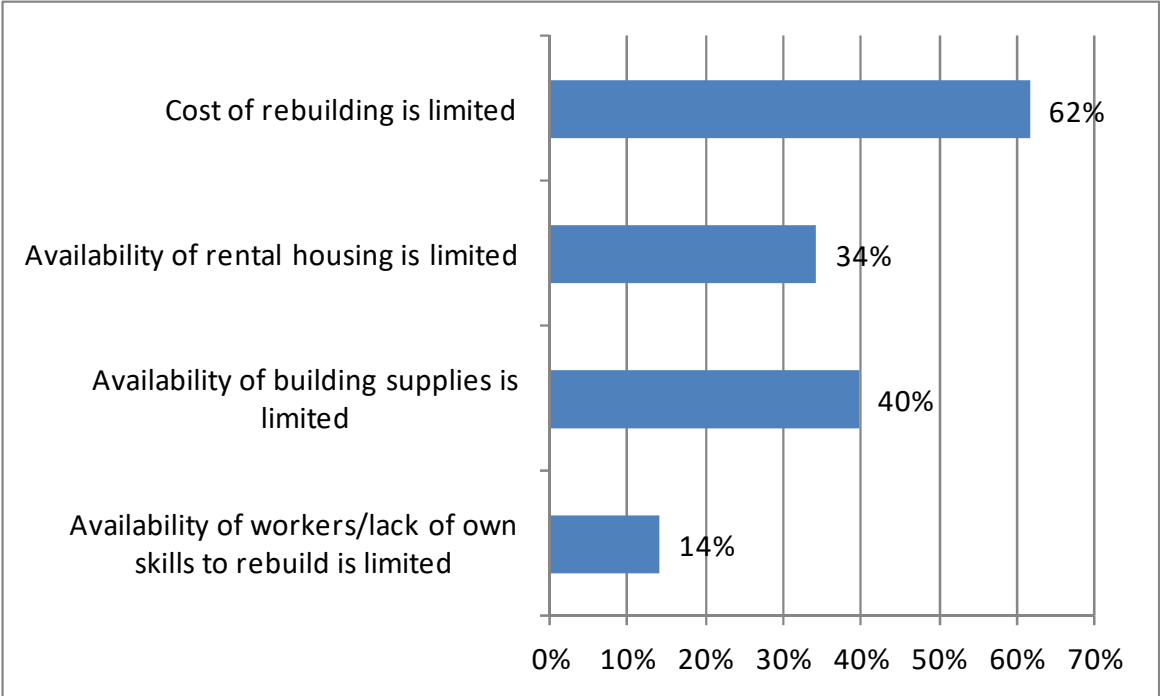
These persons were asked whether they would return to their island. About half stated either “don’t know” (34%) or “no” (16%). However, 32% of these persons intended to return to their island within 12 months.

**PERSONS WHO RELOCATED TO NEW PROVIDENCE AS A  
RESULT OF HURRICANE DORIAN  
BY WHETHER INTEND TO RETURN TO THEIR ISLAND**



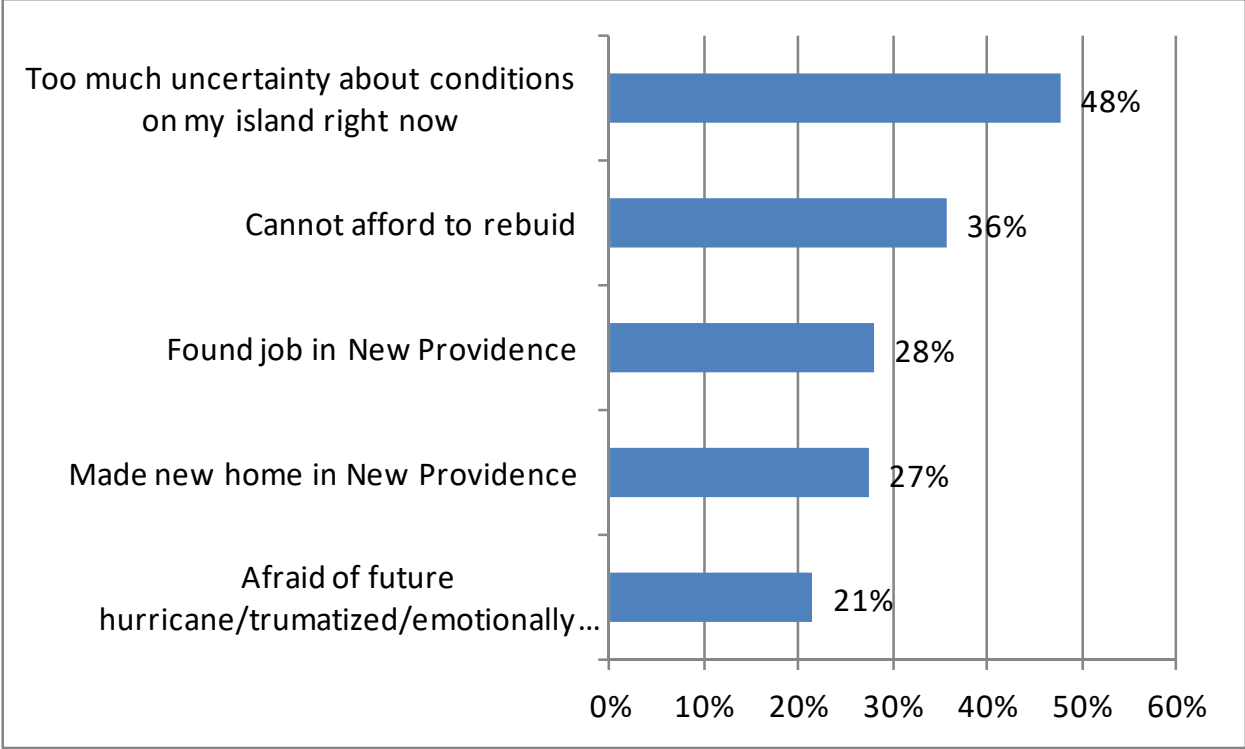
When the persons who had intention of returning to their island were asked why they were still in New Providence, the main reasons given were: “the cost of rebuilding is limited” (62%) and/or “the availability of building supplies is limited” (40%).

### **PERSONS WHO INTEND TO RETURN TO THEIR ISLAND BY REASONS WHY THEY WERE STILL IN NEW PROVIDENCE**



The main reason given by those persons who indicated they would not be returning to their island was “too much uncertainty about conditions on (the) island right now” (48%). Additionally, about one-third (36%) of these individuals stated that they “cannot afford to rebuild”.

**PERSONS WHO DID NOT INTEND  
TO RETURN TO THEIR ISLAND BY REASONS**



The Department of Statistics is the Government Agency in The Bahamas mandated by law to collect, process, analyze and disseminate statistics. Its mandate is to deliver timely official statistics. Please contact the Department of Statistics @ 242-604-4000 for questions and enquiries. This release, with accompanying tables, will be immediately available on the Department’s website [www.bahamas.gov.bs/statistics](http://www.bahamas.gov.bs/statistics).