

COMMONWEALTH OF THE BAHAMAS

MID-YEAR BUDGET PERFORMANCE

DURING THE SIX MONTHS ENDING 31ST DECEMBER, 2019

Goals of the Ministry of Finance

- *Develop policies and manage resources to maximize sustainable socio-economic growth and stability*
- *Provide efficient and effective service to all stakeholders*
- *Collaborate with the private sector to improve the ease of doing business and facilitate private sector involvement in economic development*
- *Demonstrate accountability and transparency in the management of fiscal affairs*
- *Ensure appropriate financial management of ministries, departments and agencies that fall within the purview of the Ministry of Finance*
- *Retain a team of high performing professionals operating in an innovative and supportive work environment*











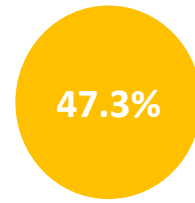
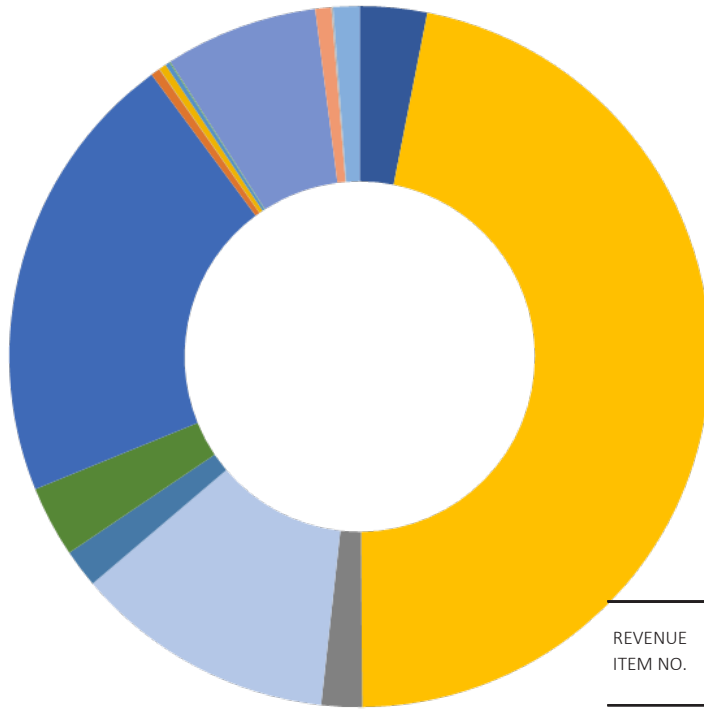
Fiscal Summary 2019/20 (B\$ Millions)

	2015/16	2016/17	2017/18	2018/19	2019/20	2019/20 Revised	2020/21	2021/22	2022/23
	Actuals	Actuals	Actuals	Actuals	Approved Forecast	Approved Forecast	Forecast	Forecast	Forecast
1. Recurrent Revenue	1,989.0	2,070.0	2,040.0	2,422.3	2,626.0	2,393.5	2,554.2	2,695.7	2,803.1
2. Recurrent Expenditure	2,064.0	2,349.0	2,189.0	2,418.0	2,530.0	2,687.6	2,661.7	2,682.7	2,761.2
<i>of which</i> Primary Recurrent Expenditure	1,783.0	2,076.0	1,875.0	2,088.3	2,158.0	2,310.5	2,280.5	2,304.8	2,363.4
Interest Payments	281.0	273.0	314.0	329.7	372.0	377.1	381.2	377.9	397.8
3. Recurrent Balance (1 - 2)	(75.0)	(279.0)	(149.0)	4.3	96.0	(294.1)	(107.5)	13.0	41.9
4. Capital Revenue	-	-	3.0	0.1	2.0	2.1	2.0	2.0	2.0
5. Capital Expenditure	235.0	381.0	269.0	217.2	235.0	385.5	393.4	316.2	282.5
6. Capital Balance (4 - 5)	(235.0)	(381.0)	(266.0)	(217.1)	(233.0)	(383.4)	(391.4)	(314.2)	(280.5)
7. GFS Deficit (3 + 6)	(310.0)	(660.0)	(415.0)	(212.8)	(137.0)	(677.5)	(498.9)	(301.2)	(238.6)
8. GDP (Current Prices)	11,845.0	12,044.0	12,288.0	12,544.3	13,282.0	12,739.5	13,064.5	13,549.5	14,025.5
9. GFS Deficit as % of GDP	(2.6)	(5.5)	(3.4)	(1.7)	(1.0)	(5.3)	(3.8)	(2.2)	(1.7)
Memo Items									
Growth Rate (current prices)	4.5	1.7	2.0	2.1	5.9	(4.1)	2.6	3.7	3.5
Growth Rate (constant prices)	0.5	0.3	0.8	1.2	0.2	0.2	0.8	1.9	1.7
Government Debt (end-June)	5,965.0	6,550.0	7,246.0	7,527.0	7,612.0	8,204.5	8,703.4	9,004.7	9,243.3
Government Debt (% of GDP)	50.4	54.4	59.0	60.0	57.3	64.4	66.6	66.5	65.9
Recurrent Expenditure (% of GDP)	17.4	19.5	17.8	19.3	19.0	21.1	20.4	19.8	19.7
Recurrent Revenue (% of GDP)	16.8	17.2	16.6	19.3	19.8	18.8	19.6	19.9	20.0
Capital Expenditure (% of GDP)	2.0	3.2	2.2	1.7	1.8	3.0	3.0	2.3	2.0
Primary Balance (\$M)	(29.0)	(387.0)	(101.0)	116.9	235.0	(300.4)	(117.7)	76.7	159.2
Primary Balance (% of GDP)	(0.2)	(3.2)	(0.8)	0.9	1.8	(2.4)	(0.9)	0.6	1.1
Primary Recurrent Expenditure (% of GDP)	15.1	17.2	15.3	16.6	16.2	18.1	17.5	17.0	16.9

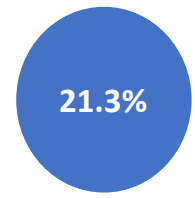
Notes:

GDP estimates through 2018 are from the Department of Statistics; and thereafter, from the IMF World Economic Outlook. Recurrent expenditures have been adjusted to exclude sinking fund balances, as these represent investments in future financial assets and therefore do not impact the overall deficit position.

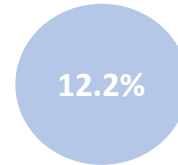
RECURRENT REVENUE GRAPH



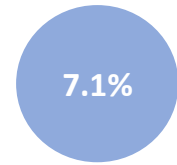
Value Added Tax (VAT)



Taxes on International Trade



Excise Tax



Administrative Fees

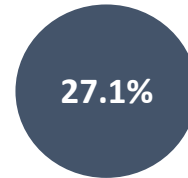
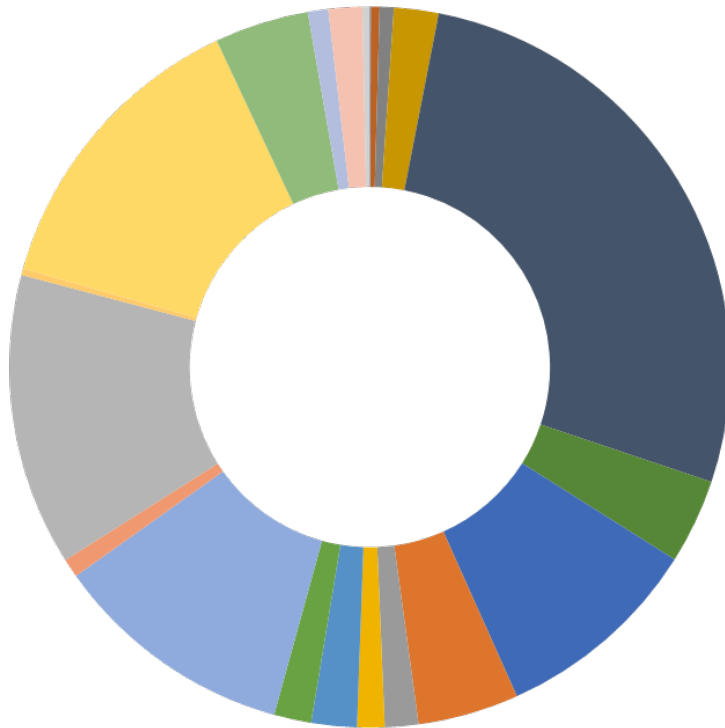
REVENUE ITEM NO.	REVENUE ITEM DESCRIPTION	\$	%
11300	Property Tax	34,082,887	3.1%
11411	VAT	515,310,240	46.8%
	Taxes on Financial & Capital		
11414	Transactions	20,648,739	1.9%
11420	Excise Tax	132,512,570	12.0%
11440	Taxes on Specific Services	19,360,898	1.8%
	Taxes on Use & Permission to		
11450	Use Goods	36,114,675	3.3%
	Taxes on International Trade &		
11500	Transactions	231,821,883	21.0%
11600	Other Taxes	4,651,115	0.4%
14110	Interest	189,045	0.0%
14120	Dividends	3,700,000	0.3%
14150	Rent	2,305,730	0.2%
14210	Sales by Market Establishments	531,160	0.0%
14220	Administrative Fees	77,751,844	7.1%
	Incidental Sales by Nonmarket		
14230	Establishments	8,089,221	0.7%
14300	Fines, Penalties & Forfeits	896,407	0.1%
14410	Current Transfers N.E.C.	25,789	0.0%
14510	Premiums, Fees & Current Claim	13,339,304	1.2%
31410	Land	4,312	0.0%
		1,101,335,819	100.0%

REVENUE SUMMARY

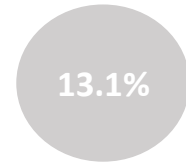
ITEM NO.	TITLE OF ITEM	APPROVED	SUPPLEMENTAL	REVISED	SIX MONTH	SIX MONTH	VARIANCE
		FORECAST 2019/2020 \$	ESTIMATES 2019/2020 \$	FORECAST 2019/2020 \$	ACTUAL PROVISIONAL 2018/2019 (JUL TO DEC) \$	ACTUAL PROVISIONAL 2019/2020 (JUL TO DEC) \$	PROVISIONAL 2018/2019 VS PROVISIONAL 2019/2020 \$
11300RR	Taxes on Property	130,954,681	-17,400,000	113,554,681	35,023,494	34,082,887	-940,607
11411RR	Value Added Tax	1,100,156,382	-126,900,000	973,256,382	385,306,949	515,310,240	130,003,291
11414RR	Taxes on Financial & Capital Transactions	101,518,744	0	101,518,744	107,669,870	20,648,739	-87,021,131
11420RR	Excise Tax	283,273,115	-28,457,000	254,816,115	117,803,254	132,512,570	14,709,316
11440RR	Taxes on Specific Services	36,189,588	0	36,189,588	9,767,827	19,360,898	9,593,071
11450RR	Taxes on Use & Permission to Use Goods	188,620,321	-7,000,000	181,620,321	31,909,928	36,114,675	4,204,747
11500RR	Taxes on International Trade & Transactions	489,170,596	-52,794,400	436,376,196	206,498,769	231,821,883	25,323,114
11600RR	Other Taxes	10,383,165	0	10,383,165	5,886,463	4,651,115	-1,235,348
	SUB-TOTAL:	2,340,266,592	-232,551,400	2,107,715,192	899,866,554	994,503,007	94,636,453
14110RR	Interest	0	0	0	0	189,045	189,045
14120RR	Dividends	24,612,028	0	24,612,028	3,840,000	3,700,000	-140,000
14150RR	Rent	14,845,077	0	14,845,077	13,545,127	2,305,730	-11,239,397
14210RR	Sales by Market Establishments	1,416,060	0	1,416,060	512,675	531,160	18,485
14220RR	Administrative Fees	185,769,299	0	185,769,299	79,428,308	77,751,844	-1,676,464
14230RR	Incidental Sales by Nonmarket Establishments	19,341,709	0	19,341,709	7,847,568	8,089,221	241,653
14300RR	Fines, Penalties & Forfeits	6,084,700	0	6,084,700	2,912,346	896,407	-2,015,939
14410RR	Current Transfers N.E.C.	27,581,153	0	27,581,153	89,926	25,789	-64,137
14510RR	Premiums, Fees & Current Claims	2,518,974	0	2,518,974	1,406,766	13,339,304	11,932,538
31410RR	Land	3,564,408	0	3,564,408	2,211,997	4,312	-2,207,685
	SUB-TOTAL:	285,733,408	0	285,733,408	111,794,713	106,832,812	-4,961,901
	TOTAL TAX & NON-TAX REVENUE	2,626,000,000	-232,551,400	2,393,448,600	1,011,661,267	1,101,335,819	89,674,552
13200RR	Grants From International Organizations	2,120,501	0	2,120,501	0	100,000	100,000
31000RR	Sale of Non-Financial Assets	2,000	0	2,000	36,110	5,251	-30,859
	SUB-TOTAL:	2,122,501	0	2,122,501	36,110	105,251	69,141
	GRAND TOTAL ALL REVENUE	2,628,122,501	-232,551,400	2,395,571,101	1,011,697,377	1,101,441,070	89,743,693
33000RR	Proceeds From Borrowings	764,883,064	587,900,000	1,352,783,064	389,000,000	404,220,975	15,220,975



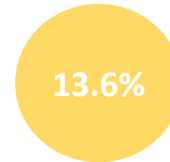
SECTOR ALLOCATION GRAPH



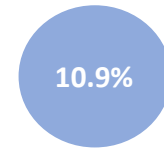
Ministry of Finance



Ministry of Education



Ministry of Health



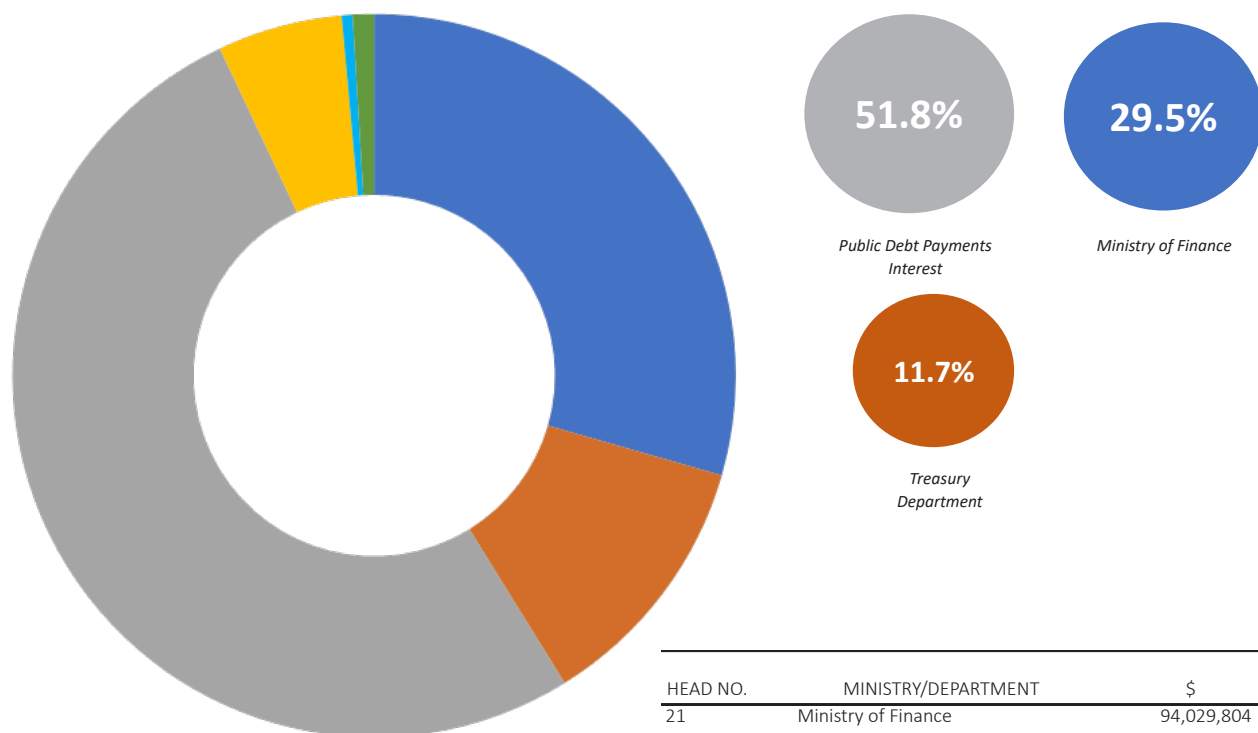
Ministry of Public Service & National Insurance

HEAD NO.	MINISTRY/DEPARTMENT	\$	%
1	Governor General And Staff	539,663	0.0%
2	Legislative	4,635,298	0.4%
3	The Judiciary	7,460,811	0.6%
4	The Cabinet And Office Of The Prime Minister	23,549,825	2.0%
5	Ministry Of Finance	319,281,305	27.1%
6	Ministry Of Public Works	44,783,394	3.8%
7	Ministry Of National Security	110,234,459	9.4%
8	Ministry Of Tourism & Aviation	53,333,925	4.5%
9	Ministry Of Foreign Affairs	17,732,170	1.5%
10	Ministry Of Agriculture & Marine Resources	14,451,994	1.2%
11	Ministry Of Transport & Local Government	24,055,246	2.0%
12	Ministry Of Social Services & Urban Development	19,674,849	1.7%
13	Ministry Of Public Service & National Insurance	128,412,889	10.9%
14	Attorney Generals Department	9,864,896	0.8%
15	Ministry Of Education	154,559,602	13.1%
16	Ministry For Grand Bahama	3,332,602	0.3%
17	Ministry Of Health	160,496,070	13.6%
18	Ministry Of The Environment & Housing	49,765,433	4.2%
19	Ministry Of Youth, Sports & Culture	10,833,125	0.9%
20	Ministry Of Financial Services, Trade & Industry & Immigration	17,822,003	1.5%
21	Ministry Of Labour	3,862,976	0.3%
		1,178,682,535	100.0%

SECTOR ALLOCATION SUMMARY

SECT NO.	SECTOR	APPROVED	SUPPLEMENTAL	REVISED	PROVISIONAL	PROVISIONAL	VARIANCE
		ESTIMATES 2019/2020 \$	ESTIMATES & VIREMENTS 2019/2020 \$	ESTIMATES 2019/2020 \$	ACTUAL EXPENDITURE 2018/2019 (JUL TO DEC) \$	ACTUAL EXPENDITURE 2019/2020 (JUL TO DEC) \$	PROVISIONAL 2018/2019 VS PROVISIONAL 2019/2020 \$
01	GOVERNOR GENERAL AND STAFF	1,114,594	0	1,114,594	428,499	539,663	111,164
02	LEGISLATIVE	10,099,265	0	10,099,265	1,949,604	4,635,298	2,685,694
03	THE JUDICIARY	15,972,932	66,500	16,039,432	7,086,727	7,460,811	374,084
04	CABINET OFFICE AND THE OFFICE OF THE PRIME MINISTER	63,850,366	2,854,531	66,704,897	21,606,185	23,549,825	1,943,640
05	MINISTRY OF FINANCE	744,887,951	69,706,104	814,594,055	351,748,791	319,281,305	-32,467,486
06	MINISTRY OF PUBLIC WORKS	71,808,743	93,454	71,902,197	29,350,719	44,783,394	15,432,675
07	MINISTRY OF NATIONAL SECURITY	219,673,387	3,770,420	223,443,807	102,981,423	110,234,459	7,253,036
08	MINISTRY OF TOURISM AND AVIATION	129,900,188	484,592	130,384,780	44,167,118	53,333,925	9,166,807
09	MINISTRY OF FOREIGN AFFAIRS	33,694,401	0	33,694,401	12,429,363	17,732,170	5,302,807
10	MINISTRY OF AGRICULTURE & MARINE RESOURCES	33,178,713	1,724,463	34,903,176	13,334,804	14,451,994	1,117,190
11	MINISTRY OF TRANSPORT & LOCAL GOVERNMENT	58,365,981	416,223	58,782,204	25,648,285	24,055,246	-1,593,039
12	MINISTRY OF SOCIAL SERVICES AND URBAN DEVELOPMENT	50,084,746	10,000,000	60,084,746	21,843,410	19,674,849	-2,168,561
13	MINISTRY OF PUBLIC SERVICE AND NATIONAL INSURANCE	288,033,936	0	288,033,936	113,982,842	128,412,889	14,430,047
14	OFFICE OF THE ATTORNEY GENERAL AND MINISTRY OF LEGAL AFFAIRS	22,766,830	23,412	22,790,242	10,148,981	9,864,896	-284,085
15	MINISTRY OF EDUCATION	312,905,572	9,872,500	322,778,072	142,739,528	154,559,602	11,820,074
16	MINISTRY FOR GRAND BAHAMA	12,169,628	500,000	12,669,628	4,570,876	3,332,602	-1,238,274
17	MINISTRY OF HEALTH	301,973,035	22,571,679	324,544,714	142,627,823	160,496,070	17,868,247
18	MINISTRY OF THE ENVIRONMENT & HOUSING	86,559,536	33,792,565	120,352,101	33,740,618	49,765,433	16,024,815
19	MINISTRY OF YOUTH, SPORTS & CULTURE	22,850,780	1,230,600	24,081,380	9,693,957	10,833,125	1,139,168
20	MINISTRY OF FINANCIAL SERVICES, TRADE AND INDUSTRY & IMMIGRATION	39,263,566	483,156	39,746,722	12,714,247	17,822,003	5,107,756
21	MINISTRY OF LABOUR	10,894,789	1,855	10,896,644	3,380,050	3,862,976	482,926
GRAND TOTAL		2,530,048,939	157,592,054	2,687,640,993	1,106,173,850	1,178,682,535	72,508,685

SECTOR 5 - MINISTRY OF FINANCE (DETAILS)



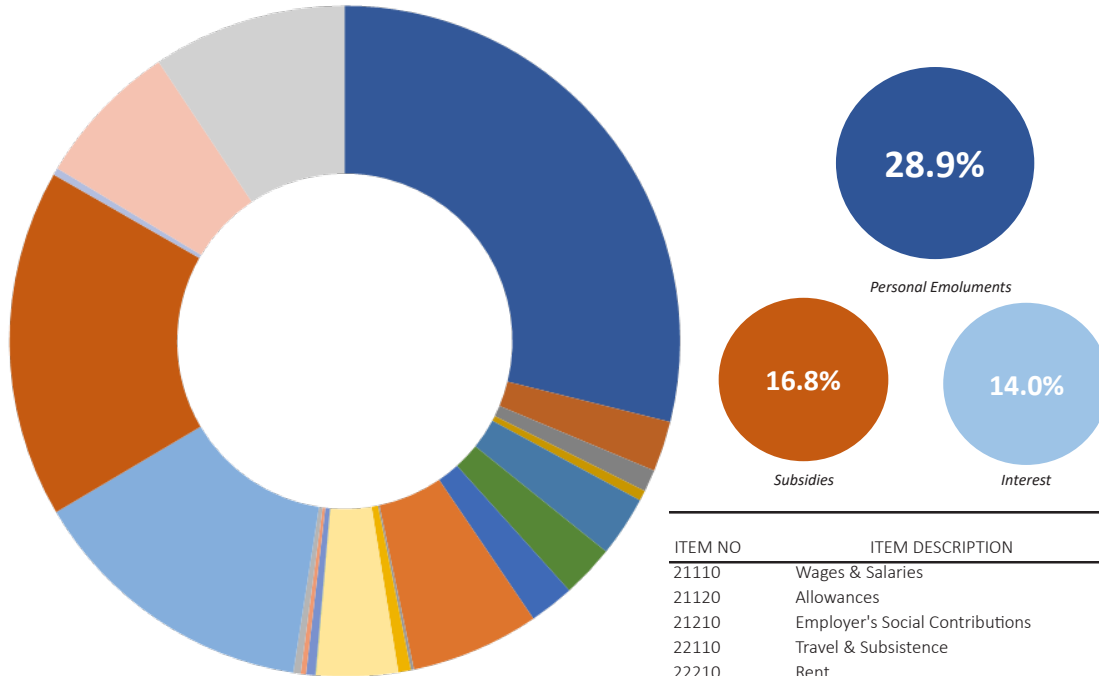
HEAD NO.	MINISTRY/DEPARTMENT	\$	%
21	Ministry of Finance	94,029,804	29.5%
22	Treasury Department	37,431,317	11.7%
26	Public Debt Payments - Interest	165,412,092	51.8%
23	Customs Department	17,826,995	5.6%
24	Department of Statistics	1,534,749	0.5%
28	Department of Inland Revenue	3,046,348	1.0%
		319,281,305	100.0%

Memorandum

27	Public Debt Payments - Redemption	328,235,523
----	-----------------------------------	-------------



RECURRENT EXPENDITURE GRAPH



ITEM NO	ITEM DESCRIPTION	\$	%
21110	Wages & Salaries	340,276,931	28.9%
21120	Allowances	28,684,597	2.4%
21210	Employer's Social Contributions	12,540,596	1.1%
22110	Travel & Subsistence	5,853,275	0.5%
22210	Rent	34,419,174	2.9%
22310	Utilities & Communication	29,974,685	2.5%
22410	Supplies & Materials	25,532,304	2.2%
22510	Services	73,030,924	6.2%
22610	Minor Capital Repairs	1,745,293	0.1%
22710	Operational Expenses	7,149,985	0.6%
22810	Special Financial Transactions	46,388,327	3.9%
22910	Other	239,479	0.0%
22920	Finance Charges (Hedging Charges)	5,291,137	0.4%
22930	Tourism Related	3,026,821	0.3%
22940	Local Government Districts	4,148,079	0.4%
22950	School Boards	30,000	0.0%
24000	Interest	165,412,092	14.0%
25000	Subsidies	197,763,643	16.8%
26000	Grants	4,052,292	0.3%
27000	Social Benefits	82,783,012	7.0%
28000	Other Payments	110,339,886	9.4%
		1,178,682,532	100.0%

RECURRENT EXPENDITURE BY BLOCK

ITEM NO.	TITLE OF ITEM	APPROVED	SUPPLEMENTAL	REVISED	PROVISIONAL	PROVISIONAL	VARIANCE
		ESTIMATES 2019/2020 \$	ESTIMATES & VIREMENTS 2019/2020 \$	ESTIMATES 2019/2020 \$	ACTUAL EXPENDITURE 2018/2019 (JUL TO DEC) \$	ACTUAL EXPENDITURE 2019/2020 (JUL TO DEC) \$	2018/2019 VS PROVISIONAL 2019/2020 \$
21110EE	Wages & Salaries (In Cash)	671,507,137	-1,508,907	669,998,230	312,590,886	340,276,931	27,686,045
21120EE	Allowances	65,267,115	18,548,257	83,815,372	24,803,555	28,684,597	3,881,042
21210EE	Actual Employer's Social Contributions	33,479,784	-985,381	32,494,403	15,367,266	12,540,596	-2,826,670
22110EE	Travel & Subsistance	18,935,489	4,409,219	23,344,708	3,714,188	5,853,275	2,139,087
22210EE	Rent	69,798,541	1,716,750	71,515,291	28,559,420	34,419,174	5,859,754
22310EE	Utilities & Communication	87,862,545	-10,980,594	76,881,951	21,246,669	29,974,685	8,728,016
22410EE	Supplies & Materials	46,983,383	15,332,270	62,315,653	21,121,035	25,532,304	4,411,269
22510EE	Services	192,515,308	31,317,109	223,832,417	42,918,734	73,030,924	30,112,190
22610EE	Minor Capital Repairs	5,169,014	69,318	5,238,332	1,382,730	1,745,293	362,563
22710EE	Operational Expenses	12,227,130	4,137,279	16,364,409	10,397,318	7,149,985	-3,247,333
22810EE	Special Financial Transactions	80,322,470	31,090,565	111,413,035	71,633,334	46,388,327	-25,245,007
22910EE	Other	2,440,000	0	2,440,000	504,775	239,479	-265,296
22920EE	Finance Charges (Hedging/Charges)	45,560,730	0	45,560,730	7,580,941	5,291,137	-2,289,804
22930EE	Tourism Related	10,000,000	0	10,000,000	22,532,417	3,026,821	-19,505,596
22940EE	Local Government Expenses	13,149,097	0	13,149,097	5,512,047	4,148,079	-1,363,968
22950EE	School Board Expenses	124,000	0	124,000	2,913,074	30,000	-2,883,074
24100EE	Interest to Non Residents	155,736,486	2,200,000	157,936,486	72,823,289	70,561,723	-2,261,566
24200EE	Interest to Residents Other Than General Government	215,815,658	3,300,000	219,115,658	86,687,307	94,850,369	8,163,062
25110EE	Subsidies-Public Non-Financial Corporations	329,484,655	21,982,249	351,466,904	151,598,757	186,738,220	35,139,463
25210EE	Subsidies to Private Non-Financial Enterprises	26,926,000	700,000	27,626,000	16,804,299	10,011,134	-6,793,165
25310EE	Subsidies to Other Sectors	1,500,000	0	1,500,000	347,067	1,014,289	667,222
26210EE	Current Grants to International Organizations	9,179,202	-11,000	9,168,202	1,487,158	4,052,292	2,565,134
27210EE	Social Assistance Benefits In Cash	46,309,334	12,486,000	58,795,334	23,415,210	12,770,249	-10,644,961
27220EE	Social Assistance Benefits In Kind	0	0	0	139,000	0	-139,000
27310EE	Pensions & Gratuities In Cash	140,700,498	0	140,700,498	64,895,300	70,012,763	5,117,463
28210EE	Current Transfers N.E.C.	171,578,942	23,788,921	195,367,863	71,102,052	80,212,850	9,110,798
28310EE	Premiums, Fees & Current Claims	77,476,420	0	77,476,420	24,096,025	30,127,036	6,031,011
GRAND TOTAL		2,530,048,938	157,592,055	2,687,640,993	1,106,173,853	1,178,682,532	72,508,679
32000EE	Acquisition of Financial Assets (Sinking Fund)	46,491,095	0	46,491,095	16,649,620	20,569,352	3,919,732

SUMMARY OF AGENCIES RECURRENT EXPENDITURE

ITEM NO.	TITLE OF ITEM	APPROVED	SUPPLEMENTAL	REVISED	PROVISIONAL	PROVISIONAL	VARIANCE
		ESTIMATES 2019/2020 \$	ESTIMATES & VIREMENTS 2019/2020 \$	ESTIMATES 2019/2020 \$	ACTUAL EXPENDITURE 2018/2019 (JUL TO DEC) \$	ACTUAL EXPENDITURE 2019/2020 (JUL TO DEC) \$	2018/2019 VS PROVISIONAL 2019/2020 \$
001	GOVERNOR GENERAL & STAFF	1,114,594	0	1,114,594	428,499	539,663	111,164
002	THE SENATE	340,040	0	340,040	161,626	152,554	-9,072
003	HOUSE OF ASSEMBLY	6,564,667	0	6,564,667	1,012,768	3,371,562	2,358,794
004	DEPARTMENT OF THE AUDITOR GENERAL	3,194,558	0	3,194,558	775,210	1,111,182	335,972
005	MINISTRY OF PUBLIC SERVICE & NATIONAL INSURANCE	288,033,936	0	288,033,936	113,982,842	128,412,889	14,430,047
006	CABINET OFFICE	7,110,663	638,650	7,749,313	3,286,135	3,708,129	421,994
007	OFFICE OF THE ATTORNEY GENERAL AND MINISTRY OF LEGAL AFFAIRS	19,052,817	11,412	19,064,229	8,548,851	8,516,103	-32,748
008	OFFICE OF THE JUDICIAL (SUPREME AND MAGISTRATES COURTS)	13,802,173	51,000	13,853,173	6,099,604	6,472,222	372,618
009	COURT OF APPEAL	2,170,759	15,500	2,186,259	987,124	988,589	1,465
010	REGISTRAR GENERAL'S DEPARTMENT	3,714,013	12,000	3,726,013	1,600,130	1,348,793	-251,337
011	BAHAMAS DEPARTMENT OF CORRECTIONAL SERVICES	28,922,266	0	28,922,266	13,272,968	13,489,947	216,979
012	PARLIAMENTARY REGISTRATION DEPARTMENT	1,267,050	0	1,267,050	319,405	422,926	103,521
013	MINISTRY OF FOREIGN AFFAIRS	33,694,401	0	33,694,401	12,429,363	17,732,170	5,302,807
014	OFFICE OF THE PRIME MINISTER	24,739,954	1,931,321	26,671,275	8,314,289	9,274,297	960,008
016	BAHAMAS INFORMATION SERVICES	1,974,563	0	1,974,563	984,506	1,014,077	29,571
017	GOVERNMENT PRINTING DEPARTMENT	1,491,831	0	1,491,831	715,277	582,688	-132,589
018	DEPARTMENT OF LOCAL GOVERNMENT	26,221,439	36,970	26,258,409	11,019,333	9,384,297	-1,635,036
019	DEPARTMENT OF PHYSICAL PLANNING	816,515	0	816,515	348,935	456,286	107,351
020	DEPARTMENT OF LANDS & SURVEYS	2,840,609	0	2,840,609	635,496	718,859	83,363
021	MINISTRY OF FINANCE	221,593,097	59,000,000	280,593,097	133,408,960	94,029,804	-39,379,156
022	TREASURY DEPARTMENT	104,140,673	5,034,626	109,175,299	29,408,103	37,431,317	8,023,214
023	CUSTOMS DEPARTMENT	36,200,161	32,760	36,232,921	17,127,566	17,826,995	699,429
024	DEPARTMENT OF STATISTICS	5,245,185	1,868	5,247,053	1,272,636	1,534,749	262,113
026	PUBLIC DEBT SERVICING - INTEREST	371,552,144	5,500,000	377,052,144	167,091,537	165,412,092	-1,679,445

SUMMARY OF AGENCIES RECURRENT EXPENDITURE

ITEM NO.	TITLE OF ITEM	APPROVED ESTIMATES 2019/2020	SUPPLEMENTAL ESTIMATES & VIREMENTS 2019/2020	REVISED APPROVED ESTIMATES 2019/2020	PROVISIONAL ACTUAL EXPENDITURE 2018/2019 (JUL TO DEC)	PROVISIONAL ACTUAL EXPENDITURE 2019/2020 (JUL TO DEC)	VARIANCE PROVISIONAL 2018/2019 VS PROVISIONAL 2019/2020
		\$	\$	\$	\$	\$	\$
028	DEPARTMENT OF INLAND REVENUE	6,156,691	136,850	6,293,541	3,439,989	3,046,348	-393,641
029	MINISTRY OF NATIONAL SECURITY	6,653,923	5,148	6,659,071	1,667,376	2,808,333	1,140,957
030	DEPARTMENT OF IMMIGRATION	37,113,709	483,156	37,596,865	11,651,496	17,000,141	5,348,645
031	ROYAL BAHAMAS POLICE FORCE	123,723,483	2,079,612	125,803,095	60,049,789	63,231,674	3,181,885
032	ROYAL BAHAMAS DEFENCE FORCE	59,106,665	1,685,660	60,792,325	27,671,885	30,281,579	2,609,694
033	MINISTRY OF PUBLIC WORKS	53,265,503	93,454	53,358,957	20,458,364	34,692,043	14,233,679
034	DEPARTMENT OF PUBLIC WORKS	17,726,725	0	17,726,725	8,543,420	9,635,064	1,091,644
035	DEPARTMENT OF EDUCATION	202,205,896	8,902,500	211,108,396	95,893,218	99,038,077	3,144,859
037	DEPARTMENT OF ARCHIVES	707,313	0	707,313	362,045	309,843	-52,202
038	MINISTRY OF EDUCATION	109,992,363	970,000	110,962,363	46,484,265	55,211,682	8,727,417
040	MINISTRY OF TRANSPORT & LOCAL GOVERNMENT	9,627,059	36,753	9,663,812	4,250,377	4,438,426	188,049
043	MINISTRY OF SOCIAL SERVICES & URBAN DEVELOPMENT	10,994,241	0	10,994,241	5,111,458	2,825,040	-2,286,418
044	DEPARTMENT OF SOCIAL SERVICES	39,090,505	10,000,000	49,090,505	16,731,952	16,849,809	117,857
045	DEPARTMENT OF HOUSING	2,544,257	0	2,544,257	936,885	889,083	-47,802
047	MINISTRY OF YOUTH, SPORTS & CULTURE	22,850,780	1,230,600	24,081,380	9,693,957	10,833,125	1,139,168
048	DEPARTMENT OF LABOUR	2,383,572	1,855	2,385,427	1,000,569	1,109,197	108,628
049	MINISTRY OF FINANCIAL SERVICES, TRADE & INDUSTRY & IMMIGRATION	2,149,857	0	2,149,857	1,062,750	821,863	-240,887
051	POST OFFICE DEPARTMENT	6,721,698	0	6,721,698	3,118,083	3,051,153	-66,930
053	PORT DEPARTMENT	8,616,536	320,000	8,936,536	3,996,517	3,578,924	-417,593
054	DEPARTMENT OF ROAD TRAFFIC	4,648,445	22,500	4,670,945	2,272,577	2,485,730	213,153
055	DEPARTMENT OF METEOROLOGY	2,530,804	0	2,530,804	991,399	1,116,717	125,318
056	MINISTRY OF AGRICULTURE & MARINE RESOURCES	24,931,231	1,137,129	26,068,360	9,637,162	10,676,865	1,039,703
057	DEPARTMENT OF AGRICULTURE	5,869,938	586,134	6,456,072	2,624,950	2,676,795	51,845
058	DEPARTMENT OF MARINE RESOURCES	2,377,544	1,200	2,378,744	1,072,692	1,098,334	25,642

SUMMARY OF AGENCIES RECURRENT EXPENDITURE

ITEM NO.	TITLE OF ITEM	APPROVED	SUPPLEMENTAL	REVISED	PROVISIONAL	PROVISIONAL	VARIANCE
		ESTIMATES 2019/2020 \$	ESTIMATES & VIREMENTS 2019/2020 \$	ESTIMATES 2019/2020 \$	EXPENDITURE 2018/2019 (JUL TO DEC) \$	EXPENDITURE 2019/2020 (JUL TO DEC) \$	PROVISIONAL 2018/2019 VS PROVISIONAL 2019/2020 \$
060	MINISTRY OF HEALTH	301,973,035	22,571,679	324,544,714	142,627,823	160,496,070	17,868,247
065	DEPARTMENT OF ENVIRONMENTAL HEALTH SERVICES	53,129,057	23,468,643	76,597,700	20,896,658	30,520,829	9,624,171
067	MINISTRY OF TOURISM & AVIATION	129,900,188	484,592	130,384,780	44,167,118	53,333,925	9,166,807
070	MINISTRY OF LABOUR	8,511,217	0	8,511,217	2,379,481	2,753,779	374,298
072	MINISTRY OF THE ENVIRONMENT & HOUSING	30,886,222	10,323,922	41,210,144	11,907,076	18,355,521	6,448,445
073	DEPARTMENT OF TRANSFORMATION & DIGITIZATION	25,692,746	284,560	25,977,306	7,670,481	8,251,775	581,294
074	MINISTRY FOR GRAND BAHAMA	12,169,628	500,000	12,669,628	4,570,876	3,332,602	-1,238,274
GRAND TOTAL		2,530,048,939	157,592,055	2,687,640,994	1,106,173,851	1,178,682,536	72,508,685

[Head 001] GOVERNOR GENERAL & STAFF

ITEM NO.	TITLE OF ITEM	APPROVED	SUPPLEMENTAL	REVISED	PROVISIONAL	PROVISIONAL	VARIANCE
		ESTIMATES 2019/2020 \$	ESTIMATES & VIREMENTS 2019/2020 \$	APPROVED ESTIMATES 2019/2020 \$	ACTUAL EXPENDITURE 2018/2019 (JUL TO DEC) \$	ACTUAL EXPENDITURE 2019/2020 (JUL TO DEC) \$	PROVISIONAL 2018/2019 VS PROVISIONAL 2019/2020 \$
21110EE	Wages & Salaries (In Cash)	787,126	0	787,126	359,040	421,541	62,501
21120EE	Allowances	70,100	0	70,100	13,962	23,913	9,951
22110EE	Travel & Subsistance	26,000	0	26,000	10,378	11,847	1,469
22410EE	Supplies & Materials	62,318	0	62,318	17,219	18,027	808
22510EE	Services	96,550	0	96,550	9,633	18,826	9,193
22610EE	Minor Capital Repairs	8,000	0	8,000	1,301	6,215	4,914
22810EE	Special Financial Transactions	64,500	0	64,500	16,966	39,295	22,329
GOVERNOR GENERAL & STAFF TOTAL EXPENSES		1,114,594	0	1,114,594	428,499	539,664	111,165

The Accounting Officer for this Head is the SECRETARY TO THE GOVERNOR GENERAL

[Head 002] **THE SENATE**

ITEM NO.	TITLE OF ITEM	APPROVED	SUPPLEMENTAL	REVISED	PROVISIONAL	PROVISIONAL	VARIANCE
		ESTIMATES 2019/2020 \$	ESTIMATES & VIREMENTS 2019/2020 \$	ESTIMATES 2019/2020 \$	ACTUAL EXPENDITURE 2018/2019 (JUL TO DEC) \$	ACTUAL EXPENDITURE 2019/2020 (JUL TO DEC) \$	PROVISIONAL 2018/2019 VS PROVISIONAL 2019/2020 \$
21110EE	Wages & Salaries (In Cash)	244,015	0	244,015	123,194	117,881	-5,313
21120EE	Allowances	49,000	0	49,000	22,842	18,538	-4,304
22110EE	Travel & Subsistance	21,960	0	21,960	10,081	6,735	-3,346
22410EE	Supplies & Materials	23,507	0	23,507	5,509	9,400	3,891
22510EE	Services	608	0	608	0	0	0
22810EE	Special Financial Transactions	950	0	950	0	0	0
THE SENATE TOTAL EXPENSES		340,040	0	340,040	161,626	152,554	-9,072

The Accounting Officer for this Head is the SECRETARY TO THE CABINET

[Head 003] HOUSE OF ASSEMBLY

ITEM NO.	TITLE OF ITEM	APPROVED	SUPPLEMENTAL	REVISED	PROVISIONAL	PROVISIONAL	VARIANCE
		ESTIMATES 2019/2020 \$	ESTIMATES & VIREMENTS 2019/2020 \$	ESTIMATES 2019/2020 \$	EXPENDITURE 2018/2019 (JUL TO DEC) \$	EXPENDITURE 2019/2020 (JUL TO DEC) \$	PROVISIONAL 2018/2019 VS PROVISIONAL 2019/2020 \$
21110EE	Wages & Salaries (In Cash)	1,679,885	0	1,679,885	821,138	871,659	50,521
21120EE	Allowances	60,000	0	60,000	22,550	18,176	-4,374
22110EE	Travel & Subsistance	125,780	0	125,780	49,908	51,374	1,466
22410EE	Supplies & Materials	86,420	0	86,420	36,588	16,526	-20,062
22510EE	Services	251,882	0	251,882	82,377	113,601	31,224
22610EE	Minor Capital Repairs	4,750	0	4,750	208	226	18
22810EE	Special Financial Transactions	950	0	950	0	0	0
28210EE	Current Transfers N.E.C.	4,355,000	0	4,355,000	0	2,300,000	2,300,000
HOUSE OF ASSEMBLY TOTAL EXPENSES		6,564,667	0	6,564,667	1,012,769	3,371,562	2,358,793

The Accounting Officer for this Head is the SECRETARY TO THE CABINET

[Head 004] DEPARTMENT OF THE AUDITOR GENERAL

ITEM NO.	TITLE OF ITEM	APPROVED	SUPPLEMENTAL	REVISED	PROVISIONAL	PROVISIONAL	VARIANCE
		ESTIMATES 2019/2020	ESTIMATES & VIREMENTS 2019/2020	ESTIMATES 2019/2020	ACTUAL EXPENDITURE 2018/2019 (JUL TO DEC)	ACTUAL EXPENDITURE 2019/2020 (JUL TO DEC)	PROVISIONAL 2018/2019 VS PROVISIONAL 2019/2020
		\$	\$	\$	\$	\$	\$
21110EE	Wages & Salaries (In Cash)	2,298,858	0	2,298,858	681,294	944,067	262,773
21120EE	Allowances	39,800	0	39,800	10,000	9,000	-1,000
21210EE	Actual Employer's Social Contributions	68,000	0	68,000	14,581	18,897	4,316
22110EE	Travel & Subsistance	205,840	0	205,840	33,099	79,412	46,313
22210EE	Rent	62,500	0	62,500	8,422	26,950	18,528
22410EE	Supplies & Materials	27,740	0	27,740	2,217	2,039	-178
22510EE	Services	471,820	0	471,820	23,224	25,828	2,604
22610EE	Minor Capital Repairs	10,000	0	10,000	2,163	1,663	-500
22810EE	Special Financial Transactions	10,000	0	10,000	212	3,325	3,113
DEPARTMENT OF THE AUDITOR GENERAL TOTAL EXPENSES		3,194,558	0	3,194,558	775,212	1,111,181	335,969

The Accounting Officer for this Head is the AUDITOR GENERAL

[Head 005] MINISTRY OF PUBLIC SERVICE & NATIONAL INSURANCE

ITEM NO.	TITLE OF ITEM	APPROVED	SUPPLEMENTAL	REVISED	PROVISIONAL	PROVISIONAL	VARIANCE
		ESTIMATES 2019/2020 \$	ESTIMATES & VIREMENTS 2019/2020 \$	ESTIMATES 2019/2020 \$	ACTUAL EXPENDITURE 2018/2019 (JUL TO DEC) \$	ACTUAL EXPENDITURE 2019/2020 (JUL TO DEC) \$	PROVISIONAL 2018/2019 VS PROVISIONAL 2019/2020 \$
21110EE	Wages & Salaries (In Cash)	33,090,900	0	33,090,900	6,388,657	8,298,043	1,909,386
21120EE	Allowances	522,100	0	522,100	61,921	138,637	76,716
22110EE	Travel & Subsistence	83,220	0	83,220	8,202	4,243	-3,959
22210EE	Rent	46,000,000	0	46,000,000	19,411,498	22,481,470	3,069,972
22410EE	Supplies & Materials	184,433	0	184,433	142,541	30,606	-111,935
22510EE	Services	1,890,013	0	1,890,013	436,194	612,045	175,851
22610EE	Minor Capital Repairs	7,600	0	7,600	2,938	2,021	-917
22810EE	Special Financial Transactions	155,670	0	155,670	190,188	28	-190,160
27310EE	Pensions & Gratuities In Cash	136,100,000	0	136,100,000	63,926,959	68,566,277	4,639,318
28310EE	Premiums, Fees & Current Claims	70,000,000	0	70,000,000	23,413,744	28,279,518	4,865,774
	MINISTRY OF PUBLIC SERVICE & NATIONAL INSURANCE TOTAL EXPENSES	288,033,936	0	288,033,936	113,982,842	128,412,888	14,430,046

The Accounting Officer for this Head is the PERMANENT SECRETARY

[Head 006] CABINET OFFICE

ITEM NO.	TITLE OF ITEM	APPROVED	SUPPLEMENTAL	REVISED	PROVISIONAL	PROVISIONAL	VARIANCE
		ESTIMATES 2019/2020 \$	ESTIMATES & VIREMENTS 2019/2020 \$	ESTIMATES 2019/2020 \$	ACTUAL EXPENDITURE 2018/2019 (JUL TO DEC) \$	ACTUAL EXPENDITURE 2019/2020 (JUL TO DEC) \$	PROVISIONAL 2018/2019 VS PROVISIONAL 2019/2020 \$
21110EE	Wages & Salaries (In Cash)	2,288,722	0	2,288,722	986,258	1,084,493	98,235
21120EE	Allowances	197,181	0	197,181	47,011	72,669	25,658
22110EE	Travel & Subsistance	162,864	0	162,864	9,935	18,634	8,699
22410EE	Supplies & Materials	1,063,835	1,371	1,065,206	883,360	1,140,004	256,644
22510EE	Services	418,761	0	418,761	69,702	138,952	69,250
22610EE	Minor Capital Repairs	9,500	0	9,500	2,142	2,764	622
22710EE	Operational Expenses	500,000	637,279	1,137,279	227,441	194,124	-33,317
22810EE	Special Financial Transactions	869,800	0	869,800	260,285	256,488	-3,797
28210EE	Current Transfers N.E.C.	1,600,000	0	1,600,000	800,000	800,000	0
CABINET OFFICE TOTAL EXPENSES		7,110,663	638,650	7,749,313	3,286,134	3,708,128	421,994

The Accounting Officer for this Head is the SECRETARY TO THE CABINET

**[Head 007] OFFICE OF THE ATTORNEY
GENERAL AND MINISTRY OF LEGAL AFFAIRS**

ITEM NO.	TITLE OF ITEM	APPROVED ESTIMATES	SUPPLEMENTAL ESTIMATES & VIREMENTS	REVISED APPROVED ESTIMATES	PROVISIONAL ACTUAL EXPENDITURE	PROVISIONAL ACTUAL EXPENDITURE	VARIANCE PROVISIONAL
		2019/2020	2019/2020	2019/2020	2018/2019 (JUL TO DEC)	2019/2020 (JUL TO DEC)	2018/2019 VS PROVISIONAL 2019/2020
		\$	\$	\$	\$	\$	\$
21110EE	Wages & Salaries (In Cash)	9,108,148	0	9,108,148	5,273,610	5,095,672	-177,938
21120EE	Allowances	679,253	0	679,253	341,968	310,085	-31,883
22110EE	Travel & Subsistance	311,600	2,934	314,534	260,198	99,196	-161,002
22210EE	Rent	30,000	0	30,000	15,000	5,000	-10,000
22410EE	Supplies & Materials	124,400	0	124,400	32,256	33,303	1,047
22510EE	Services	5,913,416	8,478	5,921,894	2,185,797	1,852,719	-333,078
22610EE	Minor Capital Repairs	30,000	0	30,000	8,798	9,214	416
22810EE	Special Financial Transactions	1,056,000	0	1,056,000	3,120	11,363	8,243
25310EE	Subsidies to Other Sectors	1,500,000	0	1,500,000	347,067	1,014,289	667,222
27210EE	Social Assistance Benefits In Cash	50,000	0	50,000	19,735	13,730	-6,005
28210EE	Current Transfers N.E.C.	250,000	0	250,000	61,305	71,531	10,226
	OFFICE OF THE ATTORNEY GENERAL AND MINISTRY OF LEGAL AFFAIRS TOTAL EXPENSES	19,052,817	11,412	19,064,229	8,548,854	8,516,102	-32,752

The Accounting Officer for this Head is the PERMANENT SECRETARY

***[Head 008]* OFFICE OF THE JUDICIAL
(SUPREME AND MAGISTRATES COURTS)**

ITEM NO.	TITLE OF ITEM	APPROVED ESTIMATES	SUPPLEMENTAL ESTIMATES & VIREMENTS	REVISED APPROVED ESTIMATES	PROVISIONAL ACTUAL EXPENDITURE	PROVISIONAL ACTUAL EXPENDITURE	VARIANCE PROVISIONAL
		2019/2020	2019/2020	2019/2020	2018/2019 (JUL TO DEC)	2019/2020 (JUL TO DEC)	2018/2019 VS PROVISIONAL 2019/2020
		\$	\$	\$	\$	\$	\$
21110EE	Wages & Salaries (In Cash)	9,591,396	-30,000	9,561,396	4,625,078	4,827,009	201,931
21120EE	Allowances	1,885,400	76,000	1,961,400	784,889	815,126	30,237
22110EE	Travel & Subsistance	248,000	5,000	253,000	70,454	108,346	37,892
22210EE	Rent	126,000	0	126,000	39,000	54,000	15,000
22410EE	Supplies & Materials	234,800	0	234,800	17,836	53,283	35,447
22510EE	Services	238,017	0	238,017	76,301	88,855	12,554
22610EE	Minor Capital Repairs	19,000	0	19,000	2,388	7,679	5,291
22710EE	Operational Expenses	355,560	0	355,560	207,187	198,951	-8,236
22810EE	Special Financial Transactions	4,000	0	4,000	435	779	344
27210EE	Social Assistance Benefits In Cash	1,100,000	0	1,100,000	276,036	318,194	42,158
	OFFICE OF THE JUDICIAL (SUPREME AND MAGISTRATES COURTS) TOTAL EXPENSES	13,802,173	51,000	13,853,173	6,099,604	6,472,222	372,618

The Accounting Officer for this Head is the REGISTRAR

[Head 009] COURT OF APPEAL

ITEM NO.	TITLE OF ITEM	APPROVED	SUPPLEMENTAL	REVISED	PROVISIONAL	PROVISIONAL	VARIANCE
		ESTIMATES 2019/2020 \$	ESTIMATES & VIREMENTS 2019/2020 \$	ESTIMATES 2019/2020 \$	EXPENDITURE 2018/2019 (JUL TO DEC) \$	EXPENDITURE 2019/2020 (JUL TO DEC) \$	PROVISIONAL 2018/2019 VS PROVISIONAL 2019/2020 \$
21110EE	Wages & Salaries (In Cash)	1,396,559	0	1,396,559	652,704	709,116	56,412
21120EE	Allowances	473,000	0	473,000	188,477	195,914	7,437
22110EE	Travel & Subsistance	18,000	15,500	33,500	1,390	0	-1,390
22210EE	Rent	50,000	0	50,000	32,050	22,000	-10,050
22410EE	Supplies & Materials	38,000	0	38,000	7,158	10,619	3,461
22510EE	Services	185,200	0	185,200	72,812	45,700	-27,112
22610EE	Minor Capital Repairs	10,000	0	10,000	4,835	5,239	404
27210EE	Social Assistance Benefits In Cash	0	0	0	27,698	0	-27,698
COURT OF APPEAL TOTAL EXPENSES		2,170,759	15,500	2,186,259	987,124	988,588	1,464

The Accounting Officer for this Head is the REGISTRAR

[Head 010] REGISTRAR GENERAL'S DEPARTMENT

ITEM NO.	TITLE OF ITEM	APPROVED	SUPPLEMENTAL	REVISED	PROVISIONAL	PROVISIONAL	VARIANCE
		ESTIMATES 2019/2020 \$	ESTIMATES & VIREMENTS 2019/2020 \$	APPROVED ESTIMATES 2019/2020 \$	ACTUAL EXPENDITURE 2018/2019 (JUL TO DEC) \$	ACTUAL EXPENDITURE 2019/2020 (JUL TO DEC) \$	PROVISIONAL 2018/2019 VS PROVISIONAL 2019/2020 \$
21110EE	Wages & Salaries (In Cash)	2,106,214	0	2,106,214	1,082,988	1,075,807	-7,181
21120EE	Allowances	27,000	10,000	37,000	3,380	7,218	3,838
22110EE	Travel & Subsistance	68,400	0	68,400	17,688	24,692	7,004
22210EE	Rent	96,000	0	96,000	37,120	40,000	2,880
22410EE	Supplies & Materials	83,608	0	83,608	8,805	19,041	10,236
22510EE	Services	1,327,091	2,000	1,329,091	448,963	181,289	-267,674
22610EE	Minor Capital Repairs	4,750	0	4,750	933	585	-348
22810EE	Special Financial Transactions	950	0	950	254	161	-93
REGISTRAR GENERAL'S DEPARTMENT TOTAL EXPENSES		3,714,013	12,000	3,726,013	1,600,131	1,348,793	-251,338

The Accounting Officer for this Head is the REGISTRAR GENERAL

**[Head 011] BAHAMAS DEPARTMENT
OF CORRECTIONAL SERVICES**

ITEM NO.	TITLE OF ITEM	APPROVED ESTIMATES	SUPPLEMENTAL ESTIMATES & VIREMENTS	REVISED APPROVED ESTIMATES	PROVISIONAL ACTUAL EXPENDITURE	PROVISIONAL ACTUAL EXPENDITURE	VARIANCE PROVISIONAL
		2019/2020	2019/2020	2019/2020	2018/2019 (JUL TO DEC)	2019/2020 (JUL TO DEC)	2018/2019 VS PROVISIONAL 2019/2020
		\$	\$	\$	\$	\$	\$
21110EE	Wages & Salaries (In Cash)	23,004,763	0	23,004,763	10,920,190	11,429,026	508,836
21120EE	Allowances	1,834,060	0	1,834,060	859,487	822,506	-36,981
22110EE	Travel & Subsistance	122,000	0	122,000	35,541	23,782	-11,759
22310EE	Utilities & Communication	1,000	0	1,000	0	0	0
22410EE	Supplies & Materials	3,012,848	0	3,012,848	1,193,741	948,388	-245,353
22510EE	Services	791,615	0	791,615	237,635	218,609	-19,026
22610EE	Minor Capital Repairs	46,000	0	46,000	17,018	18,651	1,633
22810EE	Special Financial Transactions	102,980	0	102,980	9,357	28,984	19,627
27210EE	Social Assistance Benefits In Cash	7,000	0	7,000	0	0	0
BAHAMAS DEPARTMENT OF CORRECTIONAL SERVICES TOTAL EXPENSES		28,922,266	0	28,922,266	13,272,969	13,489,946	216,977

The Accounting Officer for this Head is the COMMISSIONER

[Head 012] PARLIAMENTARY REGISTRATION DEPARTMENT

ITEM NO.	TITLE OF ITEM	APPROVED	SUPPLEMENTAL	REVISED	PROVISIONAL	PROVISIONAL	VARIANCE
		ESTIMATES 2019/2020 \$	ESTIMATES & VIREMENTS 2019/2020 \$	ESTIMATES 2019/2020 \$	ACTUAL EXPENDITURE 2018/2019 (JUL TO DEC) \$	ACTUAL EXPENDITURE 2019/2020 (JUL TO DEC) \$	PROVISIONAL 2018/2019 VS PROVISIONAL 2019/2020 \$
21110EE	Wages & Salaries (In Cash)	500,000	0	500,000	269,115	284,692	15,577
21120EE	Allowances	13,500	0	13,500	3,000	3,075	75
22110EE	Travel & Subsistance	20,500	0	20,500	1,339	947	-392
22410EE	Supplies & Materials	20,100	0	20,100	3,542	5,461	1,919
22510EE	Services	709,950	0	709,950	42,092	128,671	86,579
22610EE	Minor Capital Repairs	3,000	0	3,000	318	79	-239
PARLIAMENTARY REGISTRATION DEPARTMENT TOTAL EXPENSES		1,267,050	0	1,267,050	319,406	422,925	103,519

The Accounting Officer for this Head is the PARLIAMENTARY COMMISSIONER

[Head 013] MINISTRY OF FOREIGN AFFAIRS

ITEM NO.	TITLE OF ITEM	APPROVED	SUPPLEMENTAL	REVISED	PROVISIONAL	PROVISIONAL	VARIANCE
		ESTIMATES 2019/2020 \$	ESTIMATES & VIREMENTS 2019/2020 \$	ESTIMATES 2019/2020 \$	ACTUAL EXPENDITURE 2018/2019 (JUL TO DEC) \$	ACTUAL EXPENDITURE 2019/2020 (JUL TO DEC) \$	PROVISIONAL 2018/2019 VS PROVISIONAL 2019/2020 \$
21110EE	Wages & Salaries (In Cash)	10,863,494	0	10,863,494	4,800,632	6,100,281	1,299,649
21120EE	Allowances	2,169,544	0	2,169,544	1,490,115	1,188,272	-301,843
22110EE	Travel & Subsistance	204,250	0	204,250	146,256	162,233	15,977
22210EE	Rent	5,650,966	0	5,650,966	2,071,716	3,242,949	1,171,233
22410EE	Supplies & Materials	90,060	0	90,060	21,812	30,661	8,849
22510EE	Services	555,210	0	555,210	112,904	169,251	56,347
22610EE	Minor Capital Repairs	14,250	0	14,250	3,282	2,536	-746
22710EE	Operational Expenses	5,550,000	0	5,550,000	2,281,770	2,896,045	614,275
22810EE	Special Financial Transactions	950	0	950	429	178	-251
22910EE	Other	0	0	0	276,973	0	-276,973
26210EE	Current Grants to International Organizations	8,558,357	0	8,558,357	1,223,476	3,939,765	2,716,289
27210EE	Social Assistance Benefits In Cash	4,500	0	4,500	0	0	0
28210EE	Current Transfers N.E.C.	32,820	0	32,820	0	0	0
MINISTRY OF FOREIGN AFFAIRS TOTAL EXPENSES		33,694,401	0	33,694,401	12,429,365	17,732,171	5,302,806

The Accounting Officer for this Head is the PERMANENT SECRETARY

[Head 014] OFFICE OF THE PRIME MINISTER

ITEM NO.	TITLE OF ITEM	APPROVED	SUPPLEMENTAL	REVISED	PROVISIONAL	PROVISIONAL	VARIANCE
		ESTIMATES 2019/2020 \$	ESTIMATES & VIREMENTS 2019/2020 \$	APPROVED ESTIMATES 2019/2020 \$	ACTUAL EXPENDITURE 2018/2019 (JUL TO DEC) \$	ACTUAL EXPENDITURE 2019/2020 (JUL TO DEC) \$	PROVISIONAL 2018/2019 VS PROVISIONAL 2019/2020 \$
21110EE	Wages & Salaries (In Cash)	2,215,488	0	2,215,488	1,277,849	1,625,977	348,128
21120EE	Allowances	222,600	0	222,600	61,624	97,815	36,191
22110EE	Travel & Subsistance	658,588	0	658,588	180,667	344,720	164,053
22210EE	Rent	0	0	0	11,050	0	-11,050
22410EE	Supplies & Materials	1,367,227	0	1,367,227	19,180	29,610	10,430
22510EE	Services	7,598,675	0	7,598,675	144,563	1,309,339	1,164,776
22610EE	Minor Capital Repairs	28,500	0	28,500	7,817	7,485	-332
22710EE	Operational Expenses	0	1,500,000	1,500,000	30,272	0	-30,272
22810EE	Special Financial Transactions	504,627	250,000	754,627	24,254	186,097	161,843
27210EE	Social Assistance Benefits In Cash	0	0	0	238,973	0	-238,973
28210EE	Current Transfers N.E.C.	12,144,249	181,321	12,325,570	6,318,041	5,673,253	-644,788
OFFICE OF THE PRIME MINISTER TOTAL EXPENSES		24,739,954	1,931,321	26,671,275	8,314,290	9,274,296	960,006

The Accounting Officer for this Head is the PERMANENT SECRETARY

[Head 016] BAHAMAS INFORMATION SERVICES

ITEM NO.	TITLE OF ITEM	APPROVED	SUPPLEMENTAL	REVISED	PROVISIONAL	PROVISIONAL	VARIANCE
		ESTIMATES 2019/2020 \$	ESTIMATES & VIREMENTS 2019/2020 \$	ESTIMATES 2019/2020 \$	EXPENDITURE 2018/2019 (JUL TO DEC) \$	EXPENDITURE 2019/2020 (JUL TO DEC) \$	PROVISIONAL 2018/2019 VS PROVISIONAL 2019/2020 \$
21110EE	Wages & Salaries (In Cash)	1,805,304	0	1,805,304	947,369	973,733	26,364
21120EE	Allowances	6,000	0	6,000	0	0	0
22110EE	Travel & Subsistance	58,900	0	58,900	20,614	17,749	-2,865
22410EE	Supplies & Materials	63,175	0	63,175	13,499	14,025	526
22510EE	Services	33,584	0	33,584	964	5,483	4,519
22610EE	Minor Capital Repairs	5,700	0	5,700	2,061	2,375	314
22810EE	Special Financial Transactions	1,900	0	1,900	0	712	712
BAHAMAS INFORMATION SERVICES TOTAL EXPENSES		1,974,563	0	1,974,563	984,507	1,014,077	29,570

The Accounting Officer for this Head is the EXECUTIVE DIRECTOR

[Head 017] GOVERNMENT PRINTING DEPARTMENT

ITEM NO.	TITLE OF ITEM	APPROVED	SUPPLEMENTAL	REVISED	PROVISIONAL	PROVISIONAL	VARIANCE
		ESTIMATES 2019/2020 \$	ESTIMATES & VIREMENTS 2019/2020 \$	ESTIMATES 2019/2020 \$	EXPENDITURE 2018/2019 (JUL TO DEC) \$	EXPENDITURE 2019/2020 (JUL TO DEC) \$	PROVISIONAL 2018/2019 VS PROVISIONAL 2019/2020 \$
21110EE	Wages & Salaries (In Cash)	1,105,984	0	1,105,984	522,303	494,167	-28,136
21120EE	Allowances	100,200	0	100,200	45,799	48,433	2,634
22110EE	Travel & Subsistance	24,035	0	24,035	0	0	0
22410EE	Supplies & Materials	49,419	0	49,419	12,903	14,669	1,766
22510EE	Services	207,348	0	207,348	133,594	25,268	-108,326
22610EE	Minor Capital Repairs	3,895	0	3,895	605	151	-454
22810EE	Special Financial Transactions	950	0	950	73	0	-73
GOVERNMENT PRINTING DEPARTMENT TOTAL EXPENSES		1,491,831	0	1,491,831	715,277	582,688	-132,589

The Accounting Officer for this Head is the SECRETARY TO THE CABINET

[Head 018] DEPARTMENT OF LOCAL GOVERNMENT

ITEM NO.	TITLE OF ITEM	APPROVED	SUPPLEMENTAL	REVISED	PROVISIONAL	PROVISIONAL	VARIANCE
		ESTIMATES 2019/2020	ESTIMATES & VIREMENTS 2019/2020	ESTIMATES 2019/2020	ACTUAL EXPENDITURE 2018/2019 (JUL TO DEC)	ACTUAL EXPENDITURE 2019/2020 (JUL TO DEC)	PROVISIONAL 2018/2019 VS PROVISIONAL 2019/2020
		\$	\$	\$	\$	\$	\$
21110EE	Wages & Salaries (In Cash)	7,890,960	0	7,890,960	4,067,740	4,206,654	138,914
21120EE	Allowances	272,800	0	272,800	107,748	76,672	-31,076
22110EE	Travel & Subsistance	353,400	36,970	390,370	48,625	61,493	12,868
22210EE	Rent	481,700	0	481,700	134,522	98,349	-36,173
22310EE	Utilities & Communication	190,000	0	190,000	26,000	26,000	0
22410EE	Supplies & Materials	1,995,610	0	1,995,610	1,038,073	698,147	-339,926
22510EE	Services	1,026,922	0	1,026,922	58,017	46,399	-11,618
22610EE	Minor Capital Repairs	760,000	0	760,000	18,781	22,417	3,636
22810EE	Special Financial Transactions	100,950	0	100,950	7,780	88	-7,692
22940EE	Local Government Expenses	13,149,097	0	13,149,097	5,512,047	4,148,079	-1,363,968
	DEPARTMENT OF LOCAL GOVERNMENT TOTAL EXPENSES	26,221,439	36,970	26,258,409	11,019,333	9,384,298	-1,635,035

The Accounting Officer for this Head is the PERMANENT SECRETARY

[Head 019] DEPARTMENT OF PHYSICAL PLANNING

ITEM NO.	TITLE OF ITEM	APPROVED	SUPPLEMENTAL	REVISED	PROVISIONAL	PROVISIONAL	VARIANCE
		ESTIMATES 2019/2020 \$	ESTIMATES & VIREMENTS 2019/2020 \$	ESTIMATES 2019/2020 \$	EXPENDITURE 2018/2019 (JUL TO DEC) \$	EXPENDITURE 2019/2020 (JUL TO DEC) \$	PROVISIONAL 2018/2019 VS PROVISIONAL 2019/2020 \$
21110EE	Wages & Salaries (In Cash)	661,050	0	661,050	329,929	399,984	70,055
21120EE	Allowances	100,200	0	100,200	0	40,500	40,500
22110EE	Travel & Subsistance	23,180	0	23,180	4,039	3,591	-448
22410EE	Supplies & Materials	9,025	0	9,025	4,192	3,639	-553
22510EE	Services	20,210	0	20,210	9,783	6,615	-3,168
22610EE	Minor Capital Repairs	1,900	0	1,900	612	1,589	977
22810EE	Special Financial Transactions	950	0	950	380	367	-13
DEPARTMENT OF PHYSICAL PLANNING TOTAL EXPENSES		816,515	0	816,515	348,935	456,285	107,350

The Accounting Officer for this Head is the DIRECTOR

[Head 020] DEPARTMENT OF LANDS & SURVEYS

ITEM NO.	TITLE OF ITEM	APPROVED	SUPPLEMENTAL	REVISED	PROVISIONAL	PROVISIONAL	VARIANCE
		ESTIMATES 2019/2020 \$	ESTIMATES & VIREMENTS 2019/2020 \$	ESTIMATES 2019/2020 \$	ACTUAL EXPENDITURE 2018/2019 (JUL TO DEC) \$	ACTUAL EXPENDITURE 2019/2020 (JUL TO DEC) \$	PROVISIONAL 2018/2019 VS PROVISIONAL 2019/2020 \$
21110EE	Wages & Salaries (In Cash)	1,101,600	0	1,101,600	566,716	555,691	-11,025
21120EE	Allowances	31,100	0	31,100	11,837	7,750	-4,087
22110EE	Travel & Subsistance	27,803	0	27,803	4,036	0	-4,036
22410EE	Supplies & Materials	86,925	0	86,925	7,886	16,032	8,146
22510EE	Services	1,584,981	0	1,584,981	44,638	138,456	93,818
22610EE	Minor Capital Repairs	4,750	0	4,750	214	733	519
22810EE	Special Financial Transactions	950	0	950	137	198	61
28210EE	Current Transfers N.E.C.	2,500	0	2,500	31	0	-31
DEPARTMENT OF LANDS & SURVEYS TOTAL EXPENSES		2,840,609	0	2,840,609	635,495	718,860	83,365

The Accounting Officer for this Head is the DIRECTOR

[Head 021] MINISTRY OF FINANCE

ITEM NO.	TITLE OF ITEM	APPROVED	SUPPLEMENTAL	REVISED	PROVISIONAL	PROVISIONAL	VARIANCE
		ESTIMATES 2019/2020 \$	ESTIMATES & VIREMENTS 2019/2020 \$	ESTIMATES 2019/2020 \$	ACTUAL EXPENDITURE 2018/2019 (JUL TO DEC) \$	ACTUAL EXPENDITURE 2019/2020 (JUL TO DEC) \$	PROVISIONAL 2018/2019 VS PROVISIONAL 2019/2020 \$
21110EE	Wages & Salaries (In Cash)	11,481,719	0	11,481,719	5,124,309	5,625,572	501,263
21120EE	Allowances	678,000	0	678,000	234,292	228,039	-6,253
22110EE	Travel & Subsistence	799,045	0	799,045	242,011	123,157	-118,854
22210EE	Rent	5,250,000	1,170,000	6,420,000	2,144,481	2,980,933	836,452
22310EE	Utilities & Communication	58,187,500	-11,154,674	47,032,826	9,739,980	19,276,533	9,536,553
22410EE	Supplies & Materials	5,836,025	11,446,734	17,282,759	10,324,849	14,000,938	3,676,089
22510EE	Services	7,619,795	0	7,619,795	2,948,846	2,531,566	-417,280
22610EE	Minor Capital Repairs	28,500	0	28,500	3,420	6,794	3,374
22710EE	Operational Expenses	285,000	0	285,000	12,469	0	-12,469
22810EE	Special Financial Transactions	66,754,223	30,037,940	96,792,163	61,771,867	36,050,838	-25,721,029
22930EE	Tourism Related	10,000,000	0	10,000,000	5,609,500	3,026,821	-2,582,679
25110EE	Subsidies-Public Non-Financial Corporations	0	11,400,000	11,400,000	0	0	0
25210EE	Subsidies to Private Non-Financial Enterprises	11,500,000	0	11,500,000	10,920,571	3,421,710	-7,498,861
26210EE	Current Grants to International Organizations	75,000	0	75,000	0	0	0
27210EE	Social Assistance Benefits In Cash	17,400,000	0	17,400,000	10,005,241	1,750,000	-8,255,241
27220EE	Social Assistance Benefits In Kind	0	0	0	139,000	0	-139,000
28210EE	Current Transfers N.E.C.	21,123,290	16,100,000	37,223,290	13,505,843	4,231,538	-9,274,305
28310EE	Premiums, Fees & Current Claims	4,575,000	0	4,575,000	682,281	775,365	93,084
MINISTRY OF FINANCE TOTAL EXPENSES		221,593,097	59,000,000	280,593,097	133,408,960	94,029,804	-39,379,156

The Accounting Officer for this Head is the FINANCIAL SECRETARY

[Head 022] TREASURY DEPARTMENT

ITEM NO.	TITLE OF ITEM	APPROVED	SUPPLEMENTAL	REVISED	PROVISIONAL	PROVISIONAL	VARIANCE
		ESTIMATES 2019/2020 \$	ESTIMATES & VIREMENTS 2019/2020 \$	ESTIMATES 2019/2020 \$	ACTUAL EXPENDITURE 2018/2019 (JUL TO DEC) \$	ACTUAL EXPENDITURE 2019/2020 (JUL TO DEC) \$	PROVISIONAL 2018/2019 VS PROVISIONAL 2019/2020 \$
21110EE	Wages & Salaries (In Cash)	11,328,768	0	11,328,768	5,224,484	7,380,400	2,155,916
21120EE	Allowances	416,800	5,010,000	5,426,800	126,464	44,660	-81,804
21210EE	Actual Employer's Social Contributions	33,411,784	-985,381	32,426,403	15,352,685	12,521,699	-2,830,986
22110EE	Travel & Subsistance	76,848	18,478	95,326	4,115	3,683	-432
22210EE	Rent	45,600	0	45,600	17,727	23,712	5,985
22310EE	Utilities & Communication	4,275	0	4,275	1,028	0	-1,028
22410EE	Supplies & Materials	83,505	148	83,653	24,884	21,137	-3,747
22510EE	Services	5,354,926	6,000	5,360,926	1,905,621	2,603,317	697,696
22610EE	Minor Capital Repairs	14,464	0	14,464	1,663	4,860	3,197
22810EE	Special Financial Transactions	5,000,475	985,381	5,985,856	5,781,091	8,456,682	2,675,591
22920EE	Finance Charges (Hedging/Charges)	45,560,730	0	45,560,730	0	5,291,137	5,291,137
27310EE	Pensions & Gratuities In Cash	2,842,498	0	2,842,498	968,341	1,080,031	111,690
TREASURY DEPARTMENT TOTAL EXPENSES		104,140,673	5,034,626	109,175,299	29,408,103	37,431,318	8,023,215

The Accounting Officer for this Head is the TREASURER

[Head 023] CUSTOMS DEPARTMENT

ITEM NO.	TITLE OF ITEM	APPROVED	SUPPLEMENTAL	REVISED	PROVISIONAL	PROVISIONAL	VARIANCE
		ESTIMATES 2019/2020 \$	ESTIMATES & VIREMENTS 2019/2020 \$	APPROVED ESTIMATES 2019/2020 \$	ACTUAL EXPENDITURE 2018/2019 (JUL TO DEC) \$	ACTUAL EXPENDITURE 2019/2020 (JUL TO DEC) \$	PROVISIONAL 2018/2019 VS PROVISIONAL 2019/2020 \$
21110EE	Wages & Salaries (In Cash)	24,411,381	0	24,411,381	12,182,877	13,092,953	910,076
21120EE	Allowances	7,187,848	0	7,187,848	1,706,848	2,957,920	1,251,072
22110EE	Travel & Subsistance	227,813	25,760	253,573	101,175	124,537	23,362
22210EE	Rent	1,880,000	7,000	1,887,000	964,288	920,092	-44,196
22410EE	Supplies & Materials	496,392	0	496,392	1,749,043	112,115	-1,636,928
22510EE	Services	1,833,327	0	1,833,327	371,815	585,857	214,042
22610EE	Minor Capital Repairs	152,000	0	152,000	51,463	33,369	-18,094
22810EE	Special Financial Transactions	950	0	950	58	153	95
26210EE	Current Grants to International Organizations	10,450	0	10,450	0	0	0
CUSTOMS DEPARTMENT TOTAL EXPENSES		36,200,161	32,760	36,232,921	17,127,567	17,826,996	699,429

The Accounting Officer for this Head is the COMPTROLLER

[Head 024] DEPARTMENT OF STATISTICS

ITEM NO.	TITLE OF ITEM	APPROVED	SUPPLEMENTAL	REVISED	PROVISIONAL	PROVISIONAL	VARIANCE
		ESTIMATES 2019/2020 \$	ESTIMATES & VIREMENTS 2019/2020 \$	ESTIMATES 2019/2020 \$	ACTUAL EXPENDITURE 2018/2019 (JUL TO DEC) \$	ACTUAL EXPENDITURE 2019/2020 (JUL TO DEC) \$	PROVISIONAL 2018/2019 VS PROVISIONAL 2019/2020 \$
21110EE	Wages & Salaries (In Cash)	2,825,522	0	2,825,522	1,236,451	1,347,221	110,770
21120EE	Allowances	279,761	0	279,761	5,277	8,618	3,341
22110EE	Travel & Subsistance	431,965	0	431,965	4,595	58,433	53,838
22410EE	Supplies & Materials	919,190	1,868	921,058	5,882	15,053	9,171
22510EE	Services	632,947	0	632,947	10,371	91,671	81,300
22610EE	Minor Capital Repairs	107,350	0	107,350	2,154	3,754	1,600
22810EE	Special Financial Transactions	48,450	0	48,450	7,904	10,000	2,096
DEPARTMENT OF STATISTICS TOTAL EXPENSES		5,245,185	1,868	5,247,053	1,272,634	1,534,750	262,116

The Accounting Officer for this Head is the DIRECTOR

[Head 026] PUBLIC DEBT SERVICING - INTEREST

ITEM NO.	TITLE OF ITEM	APPROVED	SUPPLEMENTAL	REVISED	PROVISIONAL	PROVISIONAL	VARIANCE
		ESTIMATES 2019/2020 \$	ESTIMATES & VIREMENTS 2019/2020 \$	ESTIMATES 2019/2020 \$	EXPENDITURE 2018/2019 (JUL TO DEC) \$	EXPENDITURE 2019/2020 (JUL TO DEC) \$	PROVISIONAL 2018/2019 VS PROVISIONAL 2019/2020 \$
22920EE	Finance Charges (Hedging/Charges)	0	0	0	7,580,941	0	-7,580,941
24100EE	Interest to Non Residents	155,736,486	2,200,000	157,936,486	72,823,289	70,561,723	-2,261,566
24200EE	Interest to Residents Other Than General Government	215,815,658	3,300,000	219,115,658	86,687,307	94,850,369	8,163,062
PUBLIC DEBT SERVICING - INTEREST TOTAL EXPENSES		371,552,144	5,500,000	377,052,144	167,091,537	165,412,092	-1,679,445

The Accounting Officer for this Head is the DIRECTOR

[Head 028] DEPARTMENT OF INLAND REVENUE

ITEM NO.	TITLE OF ITEM	APPROVED	SUPPLEMENTAL	REVISED	PROVISIONAL	PROVISIONAL	VARIANCE
		ESTIMATES 2019/2020 \$	ESTIMATES & VIREMENTS 2019/2020 \$	ESTIMATES 2019/2020 \$	ACTUAL EXPENDITURE 2018/2019 (JUL TO DEC) \$	ACTUAL EXPENDITURE 2019/2020 (JUL TO DEC) \$	PROVISIONAL 2018/2019 VS PROVISIONAL 2019/2020 \$
21110EE	Wages & Salaries (In Cash)	4,686,115	-50,000	4,636,115	2,424,548	2,583,864	159,316
21120EE	Allowances	235,600	116,850	352,450	83,642	77,940	-5,702
22110EE	Travel & Subsistance	62,985	50,000	112,985	60,418	48,246	-12,172
22410EE	Supplies & Materials	101,795	14,000	115,795	24,132	35,349	11,217
22510EE	Services	790,746	6,000	796,746	437,721	238,572	-199,149
22610EE	Minor Capital Repairs	28,500	0	28,500	9,404	7,428	-1,976
22810EE	Special Financial Transactions	950	0	950	400,125	0	-400,125
28210EE	Current Transfers N.E.C.	250,000	0	250,000	0	54,949	54,949
DEPARTMENT OF INLAND REVENUE TOTAL EXPENSES		6,156,691	136,850	6,293,541	3,439,990	3,046,348	-393,642

The Accounting Officer for this Head is the CHIEF VALUATION OFFICER/CONTROLLER

[Head 029] MINISTRY OF NATIONAL SECURITY

ITEM NO.	TITLE OF ITEM	APPROVED	SUPPLEMENTAL	REVISED	PROVISIONAL	PROVISIONAL	VARIANCE
		ESTIMATES 2019/2020 \$	ESTIMATES & VIREMENTS 2019/2020 \$	ESTIMATES 2019/2020 \$	ACTUAL EXPENDITURE 2018/2019 (JUL TO DEC) \$	ACTUAL EXPENDITURE 2019/2020 (JUL TO DEC) \$	PROVISIONAL 2018/2019 VS PROVISIONAL 2019/2020 \$
21110EE	Wages & Salaries (In Cash)	1,212,498	0	1,212,498	571,428	718,175	146,747
21120EE	Allowances	59,000	0	59,000	15,293	11,152	-4,141
22110EE	Travel & Subsistance	64,695	3,148	67,843	20,808	16,696	-4,112
22410EE	Supplies & Materials	56,810	182,356	239,166	10,170	195,518	185,348
22510EE	Services	2,036,036	5,400	2,041,436	476,278	725,920	249,642
22610EE	Minor Capital Repairs	4,750	2,600	7,350	1,792	4,166	2,374
22710EE	Operational Expenses	1,425,000	0	1,425,000	518,138	1,120,813	602,675
22810EE	Special Financial Transactions	1,672,834	-188,356	1,484,478	0	0	0
27210EE	Social Assistance Benefits In Cash	110,000	0	110,000	53,470	15,892	-37,578
28210EE	Current Transfers N.E.C.	12,300	0	12,300	0	0	0
MINISTRY OF NATIONAL SECURITY TOTAL EXPENSES		6,653,923	5,148	6,659,071	1,667,377	2,808,332	1,140,955

The Accounting Officer for this Head is the PERMANENT SECRETARY

[Head 030] DEPARTMENT OF IMMIGRATION

ITEM NO.	TITLE OF ITEM	APPROVED	SUPPLEMENTAL	REVISED	PROVISIONAL	PROVISIONAL	VARIANCE
		ESTIMATES 2019/2020 \$	ESTIMATES & VIREMENTS 2019/2020 \$	ESTIMATES 2019/2020 \$	ACTUAL EXPENDITURE 2018/2019 (JUL TO DEC) \$	ACTUAL EXPENDITURE 2019/2020 (JUL TO DEC) \$	PROVISIONAL 2018/2019 VS PROVISIONAL 2019/2020 \$
21110EE	Wages & Salaries (In Cash)	22,779,380	-1,686,000	21,093,380	8,601,575	8,990,722	389,147
21120EE	Allowances	3,314,980	1,686,000	5,000,980	1,135,412	2,886,923	1,751,511
22110EE	Travel & Subsistance	1,213,910	276,834	1,490,744	484,107	442,879	-41,228
22210EE	Rent	850,000	6,750	856,750	389,480	391,485	2,005
22410EE	Supplies & Materials	1,782,411	-71,128	1,711,283	572,947	737,913	164,966
22510EE	Services	7,008,578	84,700	7,093,278	417,265	3,468,268	3,051,003
22610EE	Minor Capital Repairs	95,000	0	95,000	31,510	43,248	11,738
22810EE	Special Financial Transactions	950	0	950	0	203	203
27210EE	Social Assistance Benefits In Cash	68,500	186,000	254,500	19,200	38,500	19,300
DEPARTMENT OF IMMIGRATION TOTAL EXPENSES		37,113,709	483,156	37,596,865	11,651,496	17,000,141	5,348,645

The Accounting Officer for this Head is the DIRECTOR

[Head 031] ROYAL BAHAMAS POLICE FORCE

ITEM NO.	TITLE OF ITEM	APPROVED	SUPPLEMENTAL	REVISED	PROVISIONAL	PROVISIONAL	VARIANCE
		ESTIMATES 2019/2020 \$	ESTIMATES & VIREMENTS 2019/2020 \$	APPROVED ESTIMATES 2019/2020 \$	ACTUAL EXPENDITURE 2018/2019 (JUL TO DEC) \$	ACTUAL EXPENDITURE 2019/2020 (JUL TO DEC) \$	PROVISIONAL 2018/2019 VS PROVISIONAL 2019/2020 \$
21110EE	Wages & Salaries (In Cash)	94,224,091	0	94,224,091	47,009,352	50,210,368	3,201,016
21120EE	Allowances	15,391,835	0	15,391,835	6,641,802	6,674,704	32,902
22110EE	Travel & Subsistance	1,432,100	1,652,300	3,084,400	582,712	583,849	1,137
22210EE	Rent	3,195,105	15,000	3,210,105	1,746,040	1,749,775	3,735
22410EE	Supplies & Materials	2,574,275	20,000	2,594,275	994,320	1,077,990	83,670
22510EE	Services	4,843,127	360,312	5,203,439	2,313,877	1,936,760	-377,117
22610EE	Minor Capital Repairs	1,672,000	32,000	1,704,000	623,577	862,535	238,958
22810EE	Special Financial Transactions	950	0	950	0	0	0
27310EE	Pensions & Gratuities In Cash	10,000	0	10,000	0	0	0
28210EE	Current Transfers N.E.C.	380,000	0	380,000	138,110	135,694	-2,416
ROYAL BAHAMAS POLICE FORCE TOTAL EXPENSES		123,723,483	2,079,612	125,803,095	60,049,790	63,231,675	3,181,885

The Accounting Officer for this Head is the COMMISSIONER

[Head 032] ROYAL BAHAMAS DEFENCE FORCE

ITEM NO.	TITLE OF ITEM	APPROVED	SUPPLEMENTAL	REVISED	PROVISIONAL	PROVISIONAL	VARIANCE
		ESTIMATES 2019/2020 \$	ESTIMATES & VIREMENTS 2019/2020 \$	APPROVED ESTIMATES 2019/2020 \$	ACTUAL EXPENDITURE 2018/2019 (JUL TO DEC) \$	ACTUAL EXPENDITURE 2019/2020 (JUL TO DEC) \$	PROVISIONAL 2018/2019 VS PROVISIONAL 2019/2020 \$
21110EE	Wages & Salaries (In Cash)	48,756,620	0	48,756,620	23,904,753	26,214,363	2,309,610
21120EE	Allowances	4,520,735	80,000	4,600,735	1,996,450	1,986,985	-9,465
22110EE	Travel & Subsistance	404,709	99,660	504,369	173,492	138,119	-35,373
22210EE	Rent	258,000	0	258,000	129,000	150,500	21,500
22410EE	Supplies & Materials	2,935,268	1,506,000	4,441,268	757,641	976,136	218,495
22510EE	Services	791,333	0	791,333	303,469	307,078	3,609
22610EE	Minor Capital Repairs	1,440,000	0	1,440,000	407,081	508,399	101,318
ROYAL BAHAMAS DEFENCE FORCE TOTAL EXPENSES		59,106,665	1,685,660	60,792,325	27,671,886	30,281,580	2,609,694

The Accounting Officer for this Head is the **COMMODORE**

[Head 033] MINISTRY OF PUBLIC WORKS

ITEM NO.	TITLE OF ITEM	APPROVED	SUPPLEMENTAL	REVISED	PROVISIONAL	PROVISIONAL	VARIANCE
		ESTIMATES 2019/2020 \$	ESTIMATES & VIREMENTS 2019/2020 \$	ESTIMATES 2019/2020 \$	ACTUAL EXPENDITURE 2018/2019 (JUL TO DEC) \$	ACTUAL EXPENDITURE 2019/2020 (JUL TO DEC) \$	PROVISIONAL 2018/2019 VS PROVISIONAL 2019/2020 \$
21110EE	Wages & Salaries (In Cash)	6,205,300	0	6,205,300	2,886,453	3,209,649	323,196
21120EE	Allowances	559,600	0	559,600	202,897	243,223	40,326
22110EE	Travel & Subsistance	199,000	72,954	271,954	58,567	50,992	-7,575
22210EE	Rent	62,448	0	62,448	20,140	11,154	-8,986
22310EE	Utilities & Communication	10,104,899	0	10,104,899	5,547,831	4,400,024	-1,147,807
22410EE	Supplies & Materials	9,747,851	8,000	9,755,851	1,180,054	2,073,808	893,754
22510EE	Services	577,155	12,500	589,655	100,883	132,152	31,269
22610EE	Minor Capital Repairs	213,300	0	213,300	42,258	47,212	4,954
22810EE	Special Financial Transactions	950	0	950	198	73	-125
25110EE	Subsidies-Public Non-Financial Corporations	25,000,000	0	25,000,000	10,416,667	24,523,333	14,106,666
28210EE	Current Transfers N.E.C.	595,000	0	595,000	2,415	424	-1,991
MINISTRY OF PUBLIC WORKS TOTAL EXPENSES		53,265,503	93,454	53,358,957	20,458,363	34,692,044	14,233,681

The Accounting Officer for this Head is the PERMANENT SECRETARY

[Head 034] DEPARTMENT OF PUBLIC WORKS

ITEM NO.	TITLE OF ITEM	APPROVED	SUPPLEMENTAL	REVISED	PROVISIONAL	PROVISIONAL	VARIANCE
		ESTIMATES 2019/2020 \$	ESTIMATES & VIREMENTS 2019/2020 \$	ESTIMATES 2019/2020 \$	ACTUAL EXPENDITURE 2018/2019 (JUL TO DEC) \$	ACTUAL EXPENDITURE 2019/2020 (JUL TO DEC) \$	PROVISIONAL 2018/2019 VS PROVISIONAL 2019/2020 \$
21110EE	Wages & Salaries (In Cash)	15,619,731	0	15,619,731	7,434,677	8,705,117	1,270,440
21120EE	Allowances	1,976,694	0	1,976,694	1,007,806	904,538	-103,268
22110EE	Travel & Subsistance	42,750	0	42,750	62,236	19,461	-42,775
22410EE	Supplies & Materials	32,400	0	32,400	15,786	2,961	-12,825
22510EE	Services	54,150	0	54,150	22,417	2,963	-19,454
22810EE	Special Financial Transactions	1,000	0	1,000	498	23	-475
DEPARTMENT OF PUBLIC WORKS TOTAL EXPENSES		17,726,725	0	17,726,725	8,543,420	9,635,063	1,091,643

The Accounting Officer for this Head is the DIRECTOR

[Head 035] DEPARTMENT OF EDUCATION

ITEM NO.	TITLE OF ITEM	APPROVED ESTIMATES 2019/2020	SUPPLEMENTAL ESTIMATES & VIREMENTS 2019/2020	REVISED ESTIMATES 2019/2020	PROVISIONAL ACTUAL EXPENDITURE 2018/2019 (JUL TO DEC)	PROVISIONAL ACTUAL EXPENDITURE 2019/2020 (JUL TO DEC)	VARIANCE PROVISIONAL 2018/2019 VS PROVISIONAL 2019/2020
		\$	\$	\$	\$	\$	\$
21110EE	Wages & Salaries (In Cash)	167,183,269	0	167,183,269	82,139,691	87,776,063	5,636,372
21120EE	Allowances	9,053,800	2,450,000	11,503,800	2,536,998	3,095,889	558,891
22110EE	Travel & Subsistance	600,087	182,095	782,182	232,787	218,218	-14,569
22310EE	Utilities & Communication	204,651	0	204,651	0	100,492	100,492
22410EE	Supplies & Materials	5,246,502	1,205,000	6,451,502	922,586	1,232,171	309,585
22510EE	Services	15,219,239	2,565,405	17,784,644	4,041,717	5,399,562	1,357,845
22610EE	Minor Capital Repairs	20,425	0	20,425	6,466	10,996	4,530
22810EE	Special Financial Transactions	950	0	950	6,014	0	-6,014
22950EE	School Board Expenses	34,000	0	34,000	2,883,074	0	-2,883,074
27210EE	Social Assistance Benefits In Cash	4,570,973	2,500,000	7,070,973	3,119,485	1,177,686	-1,941,799
28210EE	Current Transfers N.E.C.	72,000	0	72,000	4,400	27,000	22,600
DEPARTMENT OF EDUCATION TOTAL EXPENSES		202,205,896	8,902,500	211,108,396	95,893,218	99,038,077	3,144,859

The Accounting Officer for this Head is the DIRECTOR

[Head 037] DEPARTMENT OF ARCHIVES

ITEM NO.	TITLE OF ITEM	APPROVED	SUPPLEMENTAL	REVISED	PROVISIONAL	PROVISIONAL	VARIANCE
		ESTIMATES 2019/2020 \$	ESTIMATES & VIREMENTS 2019/2020 \$	ESTIMATES 2019/2020 \$	ACTUAL EXPENDITURE 2018/2019 (JUL TO DEC) \$	ACTUAL EXPENDITURE 2019/2020 (JUL TO DEC) \$	PROVISIONAL 2018/2019 VS PROVISIONAL 2019/2020 \$
21110EE	Wages & Salaries (In Cash)	462,800	0	462,800	247,536	228,737	-18,799
21120EE	Allowances	8,500	0	8,500	6,056	2,750	-3,306
22110EE	Travel & Subsistance	9,215	0	9,215	1,941	6,945	5,004
22210EE	Rent	36,000	0	36,000	36,000	36,000	0
22410EE	Supplies & Materials	24,511	0	24,511	5,955	5,671	-284
22510EE	Services	67,392	0	67,392	19,731	14,021	-5,710
22610EE	Minor Capital Repairs	2,850	0	2,850	123	364	241
22810EE	Special Financial Transactions	95,000	0	95,000	44,703	15,355	-29,348
28210EE	Current Transfers N.E.C.	1,045	0	1,045	0	0	0
DEPARTMENT OF ARCHIVES TOTAL EXPENSES		707,313	0	707,313	362,045	309,843	-52,202

The Accounting Officer for this Head is the DIRECTOR

[Head 038] MINISTRY OF EDUCATION

ITEM NO.	TITLE OF ITEM	APPROVED	SUPPLEMENTAL	REVISED	PROVISIONAL	PROVISIONAL	VARIANCE
		ESTIMATES 2019/2020 \$	ESTIMATES & VIREMENTS 2019/2020 \$	ESTIMATES 2019/2020 \$	ACTUAL EXPENDITURE 2018/2019 (JUL TO DEC) \$	ACTUAL EXPENDITURE 2019/2020 (JUL TO DEC) \$	PROVISIONAL 2018/2019 VS PROVISIONAL 2019/2020 \$
21110EE	Wages & Salaries (In Cash)	8,255,270	0	8,255,270	4,078,904	4,057,907	-20,997
21120EE	Allowances	139,686	0	139,686	57,451	34,730	-22,721
22110EE	Travel & Subsistence	212,230	0	212,230	44,461	53,650	9,189
22210EE	Rent	1,208,800	270,000	1,478,800	516,148	572,680	56,532
22410EE	Supplies & Materials	135,280	0	135,280	21,855	26,556	4,701
22510EE	Services	1,593,568	0	1,593,568	848,945	874,580	25,635
22610EE	Minor Capital Repairs	24,700	0	24,700	10,201	8,374	-1,827
22710EE	Operational Expenses	587,860	0	587,860	291,500	254,500	-37,000
22810EE	Special Financial Transactions	283,805	0	283,805	87,809	34,774	-53,035
22950EE	School Board Expenses	90,000	0	90,000	30,000	30,000	0
25110EE	Subsidies-Public Non-Financial Corporations	36,847,886	0	36,847,886	17,101,022	16,191,003	-910,019
25210EE	Subsidies to Private Non-Financial Enterprises	14,025,000	700,000	14,725,000	5,727,960	6,275,000	547,040
26210EE	Current Grants to International Organizations	65,550	0	65,550	1,660	45,638	43,978
28210EE	Current Transfers N.E.C.	46,519,308	0	46,519,308	17,666,351	26,752,291	9,085,940
28310EE	Premiums, Fees & Current Claims	3,420	0	3,420	0	0	0
MINISTRY OF EDUCATION TOTAL EXPENSES		109,992,363	970,000	110,962,363	46,484,267	55,211,683	8,727,416

The Accounting Officer for this Head is the PERMANENT SECRETARY

[Head 040] MINISTRY OF TRANSPORT & LOCAL GOVERNMENT

ITEM NO.	TITLE OF ITEM	APPROVED	SUPPLEMENTAL	REVISED	PROVISIONAL	PROVISIONAL	VARIANCE
		ESTIMATES 2019/2020 \$	ESTIMATES & VIREMENTS 2019/2020 \$	ESTIMATES 2019/2020 \$	EXPENDITURE 2018/2019 (JUL TO DEC) \$	EXPENDITURE 2019/2020 (JUL TO DEC) \$	PROVISIONAL 2018/2019 VS PROVISIONAL 2019/2020 \$
21110EE	Wages & Salaries (In Cash)	628,812	0	628,812	310,882	382,232	71,350
21120EE	Allowances	47,600	0	47,600	15,300	15,000	-300
22110EE	Travel & Subsistance	29,070	0	29,070	3,075	5,890	2,815
22410EE	Supplies & Materials	26,950	0	26,950	11,120	7,249	-3,871
22510EE	Services	8,887,927	36,753	8,924,680	3,908,824	4,026,335	117,511
22610EE	Minor Capital Repairs	4,750	0	4,750	855	1,469	614
22810EE	Special Financial Transactions	950	0	950	320	252	-68
25210EE	Subsidies to Private Non-Financial Enterprises	1,000	0	1,000	0	0	0
MINISTRY OF TRANSPORT & LOCAL GOVERNMENT TOTAL EXPENSES		9,627,059	36,753	9,663,812	4,250,376	4,438,427	188,051

The Accounting Officer for this Head is the PERMANENT SECRETARY

[Head 043] MINISTRY OF SOCIAL SERVICES & URBAN DEVELOPMENT

ITEM NO.	TITLE OF ITEM	APPROVED ESTIMATES	SUPPLEMENTAL ESTIMATES & VIREMENTS	REVISED APPROVED ESTIMATES	PROVISIONAL ACTUAL EXPENDITURE	PROVISIONAL ACTUAL EXPENDITURE	VARIANCE PROVISIONAL
		2019/2020	2019/2020	2019/2020	2018/2019 (JUL TO DEC)	2019/2020 (JUL TO DEC)	2018/2019 VS PROVISIONAL 2019/2020
		\$	\$	\$	\$	\$	\$
21110EE	Wages & Salaries (In Cash)	3,784,660	0	3,784,660	1,919,596	2,075,196	155,600
21120EE	Allowances	173,400	0	173,400	48,383	45,185	-3,198
22110EE	Travel & Subsistance	4,819,701	44,608	4,864,309	29,770	92,212	62,442
22210EE	Rent	1,000	0	1,000	0	0	0
22410EE	Supplies & Materials	421,920	0	421,920	6,379	32,806	26,427
22510EE	Services	699,860	-44,608	655,252	7,662	124,441	116,779
22610EE	Minor Capital Repairs	5,000	0	5,000	975	2,548	1,573
22710EE	Operational Expenses	528,000	0	528,000	2,686,697	236,786	-2,449,911
22810EE	Special Financial Transactions	56,000	0	56,000	215,930	17,952	-197,978
27210EE	Social Assistance Benefits In Cash	4,000	0	4,000	880	880	0
28210EE	Current Transfers N.E.C.	500,700	0	500,700	195,186	197,033	1,847
MINISTRY OF SOCIAL SERVICES & URBAN DEVELOPMENT TOTAL EXPENSES		10,994,241	0	10,994,241	5,111,458	2,825,039	-2,286,419

The Accounting Officer for this Head is the PERMANENT SECRETARY

[Head 044] DEPARTMENT OF SOCIAL SERVICES

ITEM NO.	TITLE OF ITEM	APPROVED	SUPPLEMENTAL	REVISED	PROVISIONAL	PROVISIONAL	VARIANCE
		ESTIMATES 2019/2020 \$	ESTIMATES & VIREMENTS 2019/2020 \$	ESTIMATES 2019/2020 \$	ACTUAL EXPENDITURE 2018/2019 (JUL TO DEC) \$	ACTUAL EXPENDITURE 2019/2020 (JUL TO DEC) \$	PROVISIONAL 2018/2019 VS PROVISIONAL 2019/2020 \$
21110EE	Wages & Salaries (In Cash)	12,629,608	-2,907	12,626,701	5,967,458	6,071,840	104,382
21120EE	Allowances	211,900	202,907	414,807	91,733	78,334	-13,399
22110EE	Travel & Subsistance	549,400	0	549,400	234,084	242,698	8,614
22210EE	Rent	315,000	0	315,000	103,552	113,030	9,478
22410EE	Supplies & Materials	224,998	0	224,998	30,079	54,060	23,981
22510EE	Services	503,338	0	503,338	194,423	167,661	-26,762
22610EE	Minor Capital Repairs	28,000	0	28,000	10,827	7,283	-3,544
22710EE	Operational Expenses	0	0	0	120	0	-120
22810EE	Special Financial Transactions	1,000	0	1,000	6,915	0	-6,915
27210EE	Social Assistance Benefits In Cash	21,184,461	9,800,000	30,984,461	8,502,892	8,466,997	-35,895
28210EE	Current Transfers N.E.C.	3,442,800	0	3,442,800	1,589,868	1,647,905	58,037
DEPARTMENT OF SOCIAL SERVICES TOTAL EXPENSES		39,090,505	10,000,000	49,090,505	16,731,951	16,849,808	117,857

The Accounting Officer for this Head is the DIRECTOR

[Head 045] DEPARTMENT OF HOUSING

ITEM NO.	TITLE OF ITEM	APPROVED	SUPPLEMENTAL	REVISED	PROVISIONAL	PROVISIONAL	VARIANCE
		ESTIMATES 2019/2020 \$	ESTIMATES & VIREMENTS 2019/2020 \$	APPROVED ESTIMATES 2019/2020 \$	ACTUAL EXPENDITURE 2018/2019 (JUL TO DEC) \$	ACTUAL EXPENDITURE 2019/2020 (JUL TO DEC) \$	PROVISIONAL 2018/2019 VS PROVISIONAL 2019/2020 \$
21110EE	Wages & Salaries (In Cash)	1,196,000	0	1,196,000	539,604	563,135	23,531
21120EE	Allowances	82,900	0	82,900	3,000	6,900	3,900
22110EE	Travel & Subsistance	63,460	0	63,460	4,598	7,971	3,373
22410EE	Supplies & Materials	71,060	0	71,060	12,677	12,751	74
22510EE	Services	1,120,337	0	1,120,337	372,911	295,939	-76,972
22610EE	Minor Capital Repairs	9,500	0	9,500	3,922	2,334	-1,588
22810EE	Special Financial Transactions	1,000	0	1,000	172	54	-118
DEPARTMENT OF HOUSING TOTAL EXPENSES		2,544,257	0	2,544,257	936,884	889,084	-47,800

The Accounting Officer for this Head is the PERMANENT SECRETARY

[Head 047] MINISTRY OF YOUTH, SPORTS & CULTURE

ITEM NO.	TITLE OF ITEM	APPROVED	SUPPLEMENTAL	REVISED	PROVISIONAL	PROVISIONAL	VARIANCE
		ESTIMATES 2019/2020	ESTIMATES & VIREMENTS 2019/2020	APPROVED ESTIMATES 2019/2020	ACTUAL EXPENDITURE 2018/2019 (JUL TO DEC)	ACTUAL EXPENDITURE 2019/2020 (JUL TO DEC)	PROVISIONAL 2018/2019 VS PROVISIONAL 2019/2020
		\$	\$	\$	\$	\$	\$
21110EE	Wages & Salaries (In Cash)	5,889,840	125,000	6,014,840	2,800,961	3,667,459	866,498
21120EE	Allowances	277,600	10,000	287,600	57,037	107,169	50,132
22110EE	Travel & Subsistance	559,075	0	559,075	412	15,063	14,651
22210EE	Rent	80,000	28,000	108,000	32,231	32,569	338
22410EE	Supplies & Materials	872,765	-2,000	870,765	23,359	366,210	342,851
22510EE	Services	2,360,030	362,000	2,722,030	98,836	995,480	896,644
22610EE	Minor Capital Repairs	20,520	0	20,520	5,229	8,607	3,378
22810EE	Special Financial Transactions	984,200	0	984,200	2,213,961	691,743	-1,522,218
22910EE	Other	190,000	0	190,000	224,047	37,065	-186,982
25110EE	Subsidies-Public Non-Financial Corporations	1,550,000	0	1,550,000	775,000	775,000	0
26210EE	Current Grants to International Organizations	7,600	0	7,600	4,080	0	-4,080
28210EE	Current Transfers N.E.C.	10,059,150	707,600	10,766,750	3,458,803	4,136,760	677,957
	MINISTRY OF YOUTH, SPORTS & CULTURE TOTAL EXPENSES	22,850,780	1,230,600	24,081,380	9,693,956	10,833,125	1,139,169

The Accounting Officer for this Head is the PERMANENT SECRETARY

[Head 048] DEPARTMENT OF LABOUR

ITEM NO.	TITLE OF ITEM	APPROVED ESTIMATES 2019/2020	SUPPLEMENTAL ESTIMATES & VIREMENTS 2019/2020	REVISED APPROVED ESTIMATES 2019/2020	PROVISIONAL ACTUAL EXPENDITURE 2018/2019 (JUL TO DEC)	PROVISIONAL ACTUAL EXPENDITURE 2019/2020 (JUL TO DEC)	VARIANCE PROVISIONAL 2018/2019 VS PROVISIONAL 2019/2020
		\$	\$	\$	\$	\$	\$
21110EE	Wages & Salaries (In Cash)	1,530,163	0	1,530,163	822,363	905,687	83,324
21120EE	Allowances	156,800	0	156,800	76,991	76,160	-831
22110EE	Travel & Subsistance	139,175	0	139,175	17,042	11,978	-5,064
22210EE	Rent	88,500	0	88,500	36,890	26,940	-9,950
22410EE	Supplies & Materials	57,722	1,765	59,487	13,227	14,294	1,067
22510EE	Services	263,395	90	263,485	27,589	52,371	24,782
22610EE	Minor Capital Repairs	23,427	0	23,427	6,058	5,610	-448
22710EE	Operational Expenses	100,000	0	100,000	0	15,268	15,268
22810EE	Special Financial Transactions	15,390	0	15,390	408	890	482
28210EE	Current Transfers N.E.C.	9,000	0	9,000	0	0	0
DEPARTMENT OF LABOUR TOTAL EXPENSES		2,383,572	1,855	2,385,427	1,000,568	1,109,198	108,630

The Accounting Officer for this Head is the DIRECTOR

**[Head 049] MINISTRY OF FINANCIAL SERVICES,
TRADE & INDUSTRY & IMMIGRATION**

ITEM NO.	TITLE OF ITEM	APPROVED ESTIMATES	SUPPLEMENTAL ESTIMATES & VIREMENTS	REVISED ESTIMATES	PROVISIONAL ACTUAL EXPENDITURE	PROVISIONAL ACTUAL EXPENDITURE	VARIANCE PROVISIONAL
		2019/2020	2019/2020	2019/2020	2018/2019 (JUL TO DEC)	2019/2020 (JUL TO DEC)	2018/2019 VS PROVISIONAL 2019/2020
		\$	\$	\$	\$	\$	\$
21110EE	Wages & Salaries (In Cash)	589,850	0	589,850	323,353	281,802	-41,551
21120EE	Allowances	45,400	11,000	56,400	19,750	27,575	7,825
22110EE	Travel & Subsistence	95,000	0	95,000	4,182	0	-4,182
22410EE	Supplies & Materials	39,569	0	39,569	4,176	3,919	-257
22510EE	Services	454,517	0	454,517	228,825	214,557	-14,268
22610EE	Minor Capital Repairs	7,000	0	7,000	1,865	1,902	37
22810EE	Special Financial Transactions	28,356	0	28,356	586	220	-366
26210EE	Current Grants to International Organizations	390,165	-11,000	379,165	254,943	66,888	-188,055
28210EE	Current Transfers N.E.C.	500,000	0	500,000	225,070	225,000	-70
	MINISTRY OF FINANCIAL SERVICES, TRADE & INDUSTRY & IMMIGRATION TOTAL EXPENSES	2,149,857	0	2,149,857	1,062,750	821,863	-240,887

The Accounting Officer for this Head is the PERMANENT SECRETARY

[Head 051] POST OFFICE DEPARTMENT

ITEM NO.	TITLE OF ITEM	APPROVED	SUPPLEMENTAL	REVISED	PROVISIONAL	PROVISIONAL	VARIANCE
		ESTIMATES 2019/2020 \$	ESTIMATES & VIREMENTS 2019/2020 \$	APPROVED ESTIMATES 2019/2020 \$	ACTUAL EXPENDITURE 2018/2019 (JUL TO DEC) \$	ACTUAL EXPENDITURE 2019/2020 (JUL TO DEC) \$	PROVISIONAL 2018/2019 VS PROVISIONAL 2019/2020 \$
21110EE	Wages & Salaries (In Cash)	5,700,000	0	5,700,000	2,786,629	2,838,599	51,970
21120EE	Allowances	59,200	0	59,200	26,284	21,417	-4,867
22110EE	Travel & Subsistance	77,017	0	77,017	27,837	3,432	-24,405
22210EE	Rent	59,400	0	59,400	21,659	14,766	-6,893
22410EE	Supplies & Materials	95,409	0	95,409	17,983	19,666	1,683
22510EE	Services	640,942	0	640,942	232,367	151,603	-80,764
22610EE	Minor Capital Repairs	23,750	0	23,750	3,802	1,670	-2,132
22810EE	Special Financial Transactions	950	0	950	0	0	0
26210EE	Current Grants to International Organizations	59,330	0	59,330	1,524	0	-1,524
28210EE	Current Transfers N.E.C.	5,700	0	5,700	0	0	0
POST OFFICE DEPARTMENT TOTAL EXPENSES		6,721,698	0	6,721,698	3,118,085	3,051,153	-66,932

The Accounting Officer for this Head is the POSTMASTER-GENERAL

[Head 053] PORT DEPARTMENT

ITEM NO.	TITLE OF ITEM	APPROVED	SUPPLEMENTAL	REVISED	PROVISIONAL	PROVISIONAL	VARIANCE
		ESTIMATES 2019/2020 \$	ESTIMATES & VIREMENTS 2019/2020 \$	APPROVED ESTIMATES 2019/2020 \$	ACTUAL EXPENDITURE 2018/2019 (JUL TO DEC) \$	ACTUAL EXPENDITURE 2019/2020 (JUL TO DEC) \$	PROVISIONAL 2018/2019 VS PROVISIONAL 2019/2020 \$
21110EE	Wages & Salaries (In Cash)	2,630,000	0	2,630,000	1,217,383	1,295,730	78,347
21120EE	Allowances	158,500	90,000	248,500	102,940	45,095	-57,845
22110EE	Travel & Subsistance	49,400	0	49,400	26,619	21,050	-5,569
22210EE	Rent	49,000	210,000	259,000	25,144	11,200	-13,944
22410EE	Supplies & Materials	45,558	0	45,558	12,365	28,941	16,576
22510EE	Services	5,630,878	20,000	5,650,878	2,598,853	2,174,605	-424,248
22610EE	Minor Capital Repairs	47,500	0	47,500	11,604	2,280	-9,324
22810EE	Special Financial Transactions	950	0	950	133	22	-111
26210EE	Current Grants to International Organizations	4,750	0	4,750	1,476	0	-1,476
PORT DEPARTMENT TOTAL EXPENSES		8,616,536	320,000	8,936,536	3,996,517	3,578,923	-417,594

The Accounting Officer for this Head is the PORT CONTROLLER

[Head 054] DEPARTMENT OF ROAD TRAFFIC

ITEM NO.	TITLE OF ITEM	APPROVED	SUPPLEMENTAL	REVISED	PROVISIONAL	PROVISIONAL	VARIANCE
		ESTIMATES 2019/2020 \$	ESTIMATES & VIREMENTS 2019/2020 \$	ESTIMATES 2019/2020 \$	ACTUAL EXPENDITURE 2018/2019 (JUL TO DEC) \$	ACTUAL EXPENDITURE 2019/2020 (JUL TO DEC) \$	PROVISIONAL 2018/2019 VS PROVISIONAL 2019/2020 \$
21110EE	Wages & Salaries (In Cash)	3,699,588	0	3,699,588	1,867,735	2,003,327	135,592
21120EE	Allowances	217,800	0	217,800	47,067	68,503	21,436
22110EE	Travel & Subsistance	81,795	1,100	82,895	30,158	30,740	582
22210EE	Rent	106,800	0	106,800	35,160	58,720	23,560
22410EE	Supplies & Materials	97,375	7,000	104,375	27,791	27,611	-180
22510EE	Services	425,137	13,400	438,537	255,585	289,603	34,018
22610EE	Minor Capital Repairs	14,250	1,000	15,250	7,318	6,119	-1,199
22810EE	Special Financial Transactions	950	0	950	0	195	195
28210EE	Current Transfers N.E.C.	4,750	0	4,750	1,762	912	-850
DEPARTMENT OF ROAD TRAFFIC TOTAL EXPENSES		4,648,445	22,500	4,670,945	2,272,576	2,485,730	213,154

The Accounting Officer for this Head is the CONTROLLER

[Head 055] DEPARTMENT OF METEOROLOGY

ITEM NO.	TITLE OF ITEM	APPROVED	SUPPLEMENTAL	REVISED	PROVISIONAL	PROVISIONAL	VARIANCE
		ESTIMATES 2019/2020 \$	ESTIMATES & VIREMENTS 2019/2020 \$	ESTIMATES 2019/2020 \$	ACTUAL EXPENDITURE 2018/2019 (JUL TO DEC) \$	ACTUAL EXPENDITURE 2019/2020 (JUL TO DEC) \$	PROVISIONAL 2018/2019 VS PROVISIONAL 2019/2020 \$
21110EE	Wages & Salaries (In Cash)	2,053,000	0	2,053,000	912,509	1,050,873	138,364
21120EE	Allowances	53,500	0	53,500	4,850	7,250	2,400
22110EE	Travel & Subsistance	66,500	0	66,500	20,116	13,726	-6,390
22210EE	Rent	20,000	0	20,000	6,800	600	-6,200
22310EE	Utilities & Communication	8,550	0	8,550	136	0	-136
22410EE	Supplies & Materials	84,230	0	84,230	12,574	8,302	-4,272
22510EE	Services	229,824	0	229,824	27,788	32,336	4,548
22610EE	Minor Capital Repairs	14,250	0	14,250	6,625	3,630	-2,995
22810EE	Special Financial Transactions	950	0	950	0	0	0
DEPARTMENT OF METEOROLOGY TOTAL EXPENSES		2,530,804	0	2,530,804	991,398	1,116,717	125,319

The Accounting Officer for this Head is the DIRECTOR

[Head 056] MINISTRY OF AGRICULTURE & MARINE RESOURCES

ITEM NO.	TITLE OF ITEM	APPROVED ESTIMATES 2019/2020 \$	SUPPLEMENTAL ESTIMATES & VIREMENTS 2019/2020 \$	REVISED APPROVED ESTIMATES 2019/2020 \$	PROVISIONAL ACTUAL EXPENDITURE 2018/2019 (JUL TO DEC) \$	PROVISIONAL ACTUAL EXPENDITURE 2019/2020 (JUL TO DEC) \$	VARIANCE PROVISIONAL 2018/2019 VS PROVISIONAL 2019/2020 \$
21110EE	Wages & Salaries (In Cash)	3,131,995	0	3,131,995	1,512,943	1,700,311	187,368
21120EE	Allowances	226,260	500	226,760	53,904	54,555	651
22110EE	Travel & Subsistance	196,650	84,552	281,202	16,877	55,102	38,225
22410EE	Supplies & Materials	521,110	1,441	522,551	14,308	34,145	19,837
22510EE	Services	3,395,538	1,050,636	4,446,174	281,047	261,355	-19,692
22610EE	Minor Capital Repairs	14,678	0	14,678	3,396	1,791	-1,605
22710EE	Operational Expenses	416,100	0	416,100	26,228	19,089	-7,139
27210EE	Social Assistance Benefits In Cash	1,799,900	0	1,799,900	1,151,601	988,370	-163,231
28210EE	Current Transfers N.E.C.	15,229,000	0	15,229,000	6,576,858	7,562,146	985,288
MINISTRY OF AGRICULTURE & MARINE RESOURCES TOTAL EXPENSES		24,931,231	1,137,129	26,068,360	9,637,162	10,676,864	1,039,702

The Accounting Officer for this Head is the PERMANENT SECRETARY

[Head 057] DEPARTMENT OF AGRICULTURE

ITEM NO.	TITLE OF ITEM	APPROVED	SUPPLEMENTAL	REVISED	PROVISIONAL	PROVISIONAL	VARIANCE
		ESTIMATES 2019/2020	ESTIMATES & VIREMENTS 2019/2020	ESTIMATES 2019/2020	ACTUAL EXPENDITURE 2018/2019 (JUL TO DEC)	ACTUAL EXPENDITURE 2019/2020 (JUL TO DEC)	PROVISIONAL 2018/2019 VS PROVISIONAL 2019/2020
		\$	\$	\$	\$	\$	\$
21110EE	Wages & Salaries (In Cash)	4,715,429	0	4,715,429	2,361,875	2,438,867	76,992
21120EE	Allowances	325,725	0	325,725	129,744	108,818	-20,926
22110EE	Travel & Subsistance	54,150	38,350	92,500	15,412	18,807	3,395
22210EE	Rent	51,000	10,000	61,000	7,750	9,300	1,550
22410EE	Supplies & Materials	374,281	422,384	796,665	53,635	24,557	-29,078
22510EE	Services	297,578	90,450	388,028	52,706	70,856	18,150
22610EE	Minor Capital Repairs	32,775	24,950	57,725	3,828	5,591	1,763
22710EE	Operational Expenses	19,000	0	19,000	0	0	0
DEPARTMENT OF AGRICULTURE TOTAL EXPENSES		5,869,938	586,134	6,456,072	2,624,950	2,676,796	51,846

The Accounting Officer for this Head is the DIRECTOR

[Head 058] DEPARTMENT OF MARINE RESOURCES

ITEM NO.	TITLE OF ITEM	APPROVED	SUPPLEMENTAL	REVISED	PROVISIONAL	PROVISIONAL	VARIANCE
		ESTIMATES 2019/2020 \$	ESTIMATES & VIREMENTS 2019/2020 \$	ESTIMATES 2019/2020 \$	ACTUAL EXPENDITURE 2018/2019 (JUL TO DEC) \$	ACTUAL EXPENDITURE 2019/2020 (JUL TO DEC) \$	PROVISIONAL 2018/2019 VS PROVISIONAL 2019/2020 \$
21110EE	Wages & Salaries (In Cash)	1,964,039	0	1,964,039	915,639	1,014,568	98,929
21120EE	Allowances	159,700	0	159,700	54,283	44,864	-9,419
22110EE	Travel & Subsistance	63,964	1,200	65,164	21,366	14,532	-6,834
22210EE	Rent	55,000	0	55,000	15,900	8,250	-7,650
22410EE	Supplies & Materials	22,633	0	22,633	38,046	1,638	-36,408
22510EE	Services	109,358	0	109,358	25,591	13,599	-11,992
22610EE	Minor Capital Repairs	2,850	0	2,850	1,868	883	-985
DEPARTMENT OF MARINE RESOURCES TOTAL EXPENSES		2,377,544	1,200	2,378,744	1,072,693	1,098,334	25,641

The Accounting Officer for this Head is the DIRECTOR

[Head 060] MINISTRY OF HEALTH

ITEM NO.	TITLE OF ITEM	APPROVED	SUPPLEMENTAL	REVISED	PROVISIONAL	PROVISIONAL	VARIANCE
		ESTIMATES 2019/2020 \$	ESTIMATES & VIREMENTS 2019/2020 \$	ESTIMATES 2019/2020 \$	ACTUAL EXPENDITURE 2018/2019 (JUL TO DEC) \$	ACTUAL EXPENDITURE 2019/2020 (JUL TO DEC) \$	PROVISIONAL 2018/2019 VS PROVISIONAL 2019/2020 \$
21110EE	Wages & Salaries (In Cash)	36,955,740	0	36,955,740	16,373,131	19,310,548	2,937,417
21120EE	Allowances	5,834,661	8,528,625	14,363,286	2,434,011	2,692,082	258,071
22110EE	Travel & Subsistance	1,933,275	1,186,854	3,120,129	65,413	1,908,685	1,843,272
22210EE	Rent	1,215,970	0	1,215,970	384,461	506,924	122,463
22410EE	Supplies & Materials	2,832,740	417,111	3,249,851	285,977	545,043	259,066
22510EE	Services	7,974,102	205,272	8,179,374	270,822	1,778,801	1,507,979
22610EE	Minor Capital Repairs	50,000	0	50,000	12,701	13,482	781
22710EE	Operational Expenses	0	0	0	3,485,870	0	-3,485,870
22810EE	Special Financial Transactions	980,260	0	980,260	294,713	118,650	-176,063
22910EE	Other	0	0	0	3,754	0	-3,754
25110EE	Subsidies-Public Non-Financial Corporations	243,455,825	12,233,817	255,689,642	118,851,068	133,392,755	14,541,687
26210EE	Current Grants to International Organizations	8,000	0	8,000	0	0	0
28210EE	Current Transfers N.E.C.	732,461	0	732,461	165,900	229,100	63,200
MINISTRY OF HEALTH TOTAL EXPENSES		301,973,034	22,571,679	324,544,713	142,627,821	160,496,070	17,868,249

The Accounting Officer for this Head is the PERMANENT SECRETARY

**[Head 065] DEPARTMENT OF
ENVIRONMENTAL HEALTH SERVICES**

ITEM NO.	TITLE OF ITEM	APPROVED ESTIMATES 2019/2020	SUPPLEMENTAL ESTIMATES & VIREMENTS 2019/2020	REVISED APPROVED ESTIMATES 2019/2020	PROVISIONAL ACTUAL EXPENDITURE 2018/2019 (JUL TO DEC)	PROVISIONAL ACTUAL EXPENDITURE 2019/2020 (JUL TO DEC)	VARIANCE PROVISIONAL 2018/2019 VS PROVISIONAL 2019/2020
		\$	\$	\$	\$	\$	\$
21110EE	Wages & Salaries (In Cash)	14,570,920	0	14,570,920	7,336,471	7,621,819	285,348
21120EE	Allowances	1,716,009	0	1,716,009	856,926	755,387	-101,539
22110EE	Travel & Subsistance	125,524	237,790	363,314	33,551	145,314	111,763
22210EE	Rent	374,940	0	374,940	162,492	181,949	19,457
22410EE	Supplies & Materials	868,597	-40,450	828,147	145,022	319,672	174,650
22510EE	Services	35,427,037	23,266,535	58,693,572	12,336,709	21,463,606	9,126,897
22610EE	Minor Capital Repairs	45,030	4,768	49,798	25,311	33,082	7,771
22810EE	Special Financial Transactions	1,000	0	1,000	176	0	-176
DEPARTMENT OF ENVIRONMENTAL HEALTH SERVICES TOTAL EXPENSES		53,129,057	23,468,643	76,597,700	20,896,658	30,520,829	9,624,171

The Accounting Officer for this Head is the DIRECTOR

[Head 067] MINISTRY OF TOURISM & AVIATION

ITEM NO.	TITLE OF ITEM	APPROVED	SUPPLEMENTAL	REVISED	PROVISIONAL	PROVISIONAL	VARIANCE
		ESTIMATES 2019/2020 \$	ESTIMATES & VIREMENTS 2019/2020 \$	ESTIMATES 2019/2020 \$	ACTUAL EXPENDITURE 2018/2019 (JUL TO DEC) \$	ACTUAL EXPENDITURE 2019/2020 (JUL TO DEC) \$	PROVISIONAL 2018/2019 VS PROVISIONAL 2019/2020 \$
21110EE	Wages & Salaries (In Cash)	20,009,000	0	20,009,000	8,762,021	8,456,576	-305,445
21120EE	Allowances	1,330,084	101,700	1,431,784	415,440	912,945	497,505
22110EE	Travel & Subsistence	588,145	26,460	614,605	56,898	152,161	95,263
22210EE	Rent	2,098,812	0	2,098,812	0	647,878	647,878
22310EE	Utilities & Communication	882,670	0	882,670	0	178,372	178,372
22410EE	Supplies & Materials	386,263	4,000	390,263	0	104,931	104,931
22510EE	Services	40,308,181	0	40,308,181	10,297	13,811,409	13,801,112
22610EE	Minor Capital Repairs	16,150	4,000	20,150	0	4,554	4,554
22710EE	Operational Expenses	1,077,000	2,000,000	3,077,000	0	1,685,999	1,685,999
22810EE	Special Financial Transactions	950,000	0	950,000	3	249,419	249,416
22930EE	Tourism Related	0	0	0	16,922,917	0	-16,922,917
25110EE	Subsidies-Public Non-Financial Corporations	22,393,444	-1,651,568	20,741,876	4,455,000	11,751,629	7,296,629
25210EE	Subsidies to Private Non-Financial Enterprises	950,000	0	950,000	0	196,743	196,743
27310EE	Pensions & Gratuities In Cash	1,748,000	0	1,748,000	0	366,455	366,455
28210EE	Current Transfers N.E.C.	34,264,439	0	34,264,439	13,544,541	13,742,701	198,160
28310EE	Premiums, Fees & Current Claims	2,898,000	0	2,898,000	0	1,072,153	1,072,153
MINISTRY OF TOURISM & AVIATION TOTAL EXPENSES		129,900,188	484,592	130,384,780	44,167,117	53,333,925	9,166,808

The Accounting Officer for this Head is the PERMANENT SECRETARY

[Head 070] MINISTRY OF LABOUR

ITEM NO.	TITLE OF ITEM	APPROVED	SUPPLEMENTAL	REVISED	PROVISIONAL	PROVISIONAL	VARIANCE
		ESTIMATES 2019/2020 \$	ESTIMATES & VIREMENTS 2019/2020 \$	ESTIMATES 2019/2020 \$	ACTUAL EXPENDITURE 2018/2019 (JUL TO DEC) \$	ACTUAL EXPENDITURE 2019/2020 (JUL TO DEC) \$	PROVISIONAL 2018/2019 VS PROVISIONAL 2019/2020 \$
21110EE	Wages & Salaries (In Cash)	3,020,667	0	3,020,667	1,407,018	1,483,211	76,193
21120EE	Allowances	256,038	0	256,038	17,239	13,242	-3,997
22110EE	Travel & Subsistance	225,958	-5,600	220,358	41,903	55,464	13,561
22210EE	Rent	0	0	0	3,700	0	-3,700
22410EE	Supplies & Materials	99,257	0	99,257	8,780	31,671	22,891
22510EE	Services	871,347	0	871,347	138,918	193,165	54,247
22710EE	Operational Expenses	1,157,225	0	1,157,225	580,000	509,179	-70,821
22810EE	Special Financial Transactions	51,825	5,600	57,425	14,821	17,376	2,555
22910EE	Other	2,250,000	0	2,250,000	0	202,414	202,414
25110EE	Subsidies-Public Non-Financial Corporations	237,500	0	237,500	0	104,500	104,500
28210EE	Current Transfers N.E.C.	341,400	0	341,400	167,101	143,558	-23,543
MINISTRY OF LABOUR TOTAL EXPENSES		8,511,217	0	8,511,217	2,379,480	2,753,780	374,300

The Accounting Officer for this Head is the PERMANENT SECRETARY

[Head 072] MINISTRY OF THE ENVIRONMENT & HOUSING

ITEM NO.	TITLE OF ITEM	APPROVED	SUPPLEMENTAL	REVISED	PROVISIONAL	PROVISIONAL	VARIANCE
		ESTIMATES 2019/2020 \$	ESTIMATES & VIREMENTS 2019/2020 \$	ESTIMATES 2019/2020 \$	ACTUAL EXPENDITURE 2018/2019 (JUL TO DEC) \$	ACTUAL EXPENDITURE 2019/2020 (JUL TO DEC) \$	PROVISIONAL 2018/2019 VS PROVISIONAL 2019/2020 \$
21110EE	Wages & Salaries (In Cash)	9,013,194	200,000	9,213,194	4,525,175	5,262,524	737,349
21120EE	Allowances	1,035,590	0	1,035,590	459,909	437,795	-22,114
22110EE	Travel & Subsistance	306,727	175,542	482,269	23,189	81,705	58,516
22410EE	Supplies & Materials	86,692	0	86,692	16,038	15,960	-78
22510EE	Services	921,359	3,148,380	4,069,739	89,769	191,792	102,023
22610EE	Minor Capital Repairs	4,750	0	4,750	685	2,086	1,401
22710EE	Operational Expenses	226,385	0	226,385	49,624	19,229	-30,395
22810EE	Special Financial Transactions	159,125	0	159,125	69,273	67,272	-2,001
28210EE	Current Transfers N.E.C.	19,132,400	6,800,000	25,932,400	6,673,415	12,277,157	5,603,742
	MINISTRY OF THE ENVIRONMENT & HOUSING TOTAL EXPENSES	30,886,222	10,323,922	41,210,144	11,907,077	18,355,520	6,448,443

The Accounting Officer for this Head is the PERMANENT SECRETARY

[Head 073] DEPARTMENT OF TRANSFORMATION & DIGITIZATION

ITEM NO.	TITLE OF ITEM	APPROVED ESTIMATES	SUPPLEMENTAL ESTIMATES & VIREMENTS	REVISED APPROVED ESTIMATES	PROVISIONAL ACTUAL EXPENDITURE	PROVISIONAL ACTUAL EXPENDITURE	VARIANCE PROVISIONAL
		2019/2020	2019/2020	2019/2020	2018/2019 (JUL TO DEC)	2019/2020 (JUL TO DEC)	2018/2019 VS PROVISIONAL 2019/2020
		\$	\$	\$	\$	\$	\$
21110EE	Wages & Salaries (In Cash)	4,497,702	0	4,497,702	1,330,132	1,457,319	127,187
21120EE	Allowances	214,871	9,675	224,546	5,767	28,744	22,977
22110EE	Travel & Subsistance	191,761	26,730	218,491	33,390	10,854	-22,536
22310EE	Utilities & Communication	12,408,000	124,080	12,532,080	3,146,826	4,623,955	1,477,129
22410EE	Supplies & Materials	549,714	6,669	556,383	187,176	22,747	-164,429
22510EE	Services	7,805,368	117,406	7,922,774	2,958,477	2,103,604	-854,873
22610EE	Minor Capital Repairs	5,700	0	5,700	1,663	653	-1,010
28210EE	Current Transfers N.E.C.	19,630	0	19,630	7,050	3,898	-3,152
DEPARTMENT OF TRANSFORMATION & DIGITIZATION TOTAL EXPENSES		25,692,746	284,560	25,977,306	7,670,481	8,251,774	581,293

The Accounting Officer for this Head is the PERMANENT SECRETARY

[Head 074] MINISTRY FOR GRAND BAHAMA

ITEM NO.	TITLE OF ITEM	APPROVED	SUPPLEMENTAL	REVISED	PROVISIONAL	PROVISIONAL	VARIANCE
		ESTIMATES 2019/2020 \$	ESTIMATES & VIREMENTS 2019/2020 \$	APPROVED ESTIMATES 2019/2020 \$	ACTUAL EXPENDITURE 2018/2019 (JUL TO DEC) \$	ACTUAL EXPENDITURE 2019/2020 (JUL TO DEC) \$	PROVISIONAL 2018/2019 VS PROVISIONAL 2019/2020 \$
21110EE	Wages & Salaries (In Cash)	2,124,000	-65,000	2,059,000	835,170	738,704	-96,466
21120EE	Allowances	107,900	165,000	272,900	49,700	85,208	35,508
22110EE	Travel & Subsistance	178,070	150,000	328,070	22,425	58,031	35,606
22310EE	Utilities & Communication	5,871,000	50,000	5,921,000	2,784,867	1,369,309	-1,415,558
22410EE	Supplies & Materials	608,875	200,000	808,875	121,902	249,335	127,433
22510EE	Services	2,445,083	0	2,445,083	392,584	579,616	187,032
22610EE	Minor Capital Repairs	23,700	0	23,700	6,673	6,598	-75
22810EE	Special Financial Transactions	351,000	0	351,000	201,787	128,118	-73,669
25210EE	Subsidies to Private Non-Financial Enterprises	450,000	0	450,000	155,768	117,682	-38,086
27210EE	Social Assistance Benefits In Cash	10,000	0	10,000	0	0	0
MINISTRY FOR GRAND BAHAMA TOTAL EXPENSES		12,169,628	500,000	12,669,628	4,570,876	3,332,601	-1,238,275

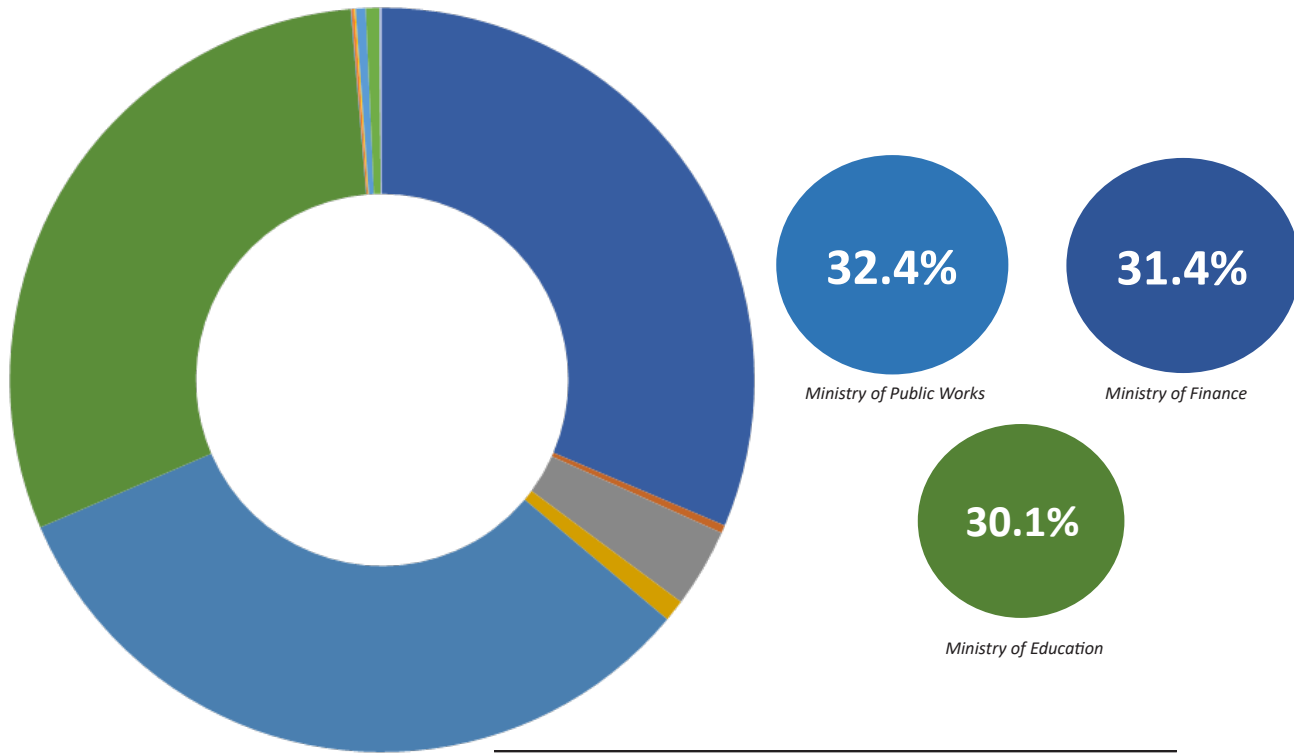
The Accounting Officer for this Head is the PERMANENT SECRETARY

[HEAD 001-074] RECURRENT EXPENDITURE HEAD SUMMARY

ITEM NO.	TITLE OF ITEM	APPROVED	SUPPLEMENTAL	REVISED	PROVISIONAL	PROVISIONAL	VARIANCE
		ESTIMATES 2019/2020 \$	ESTIMATES & VIREMENTS 2019/2020 \$	APPROVED ESTIMATES 2019/2020 \$	EXPENDITURE 2018/2019 (JUL TO DEC) \$	EXPENDITURE 2019/2020 (JUL TO DEC) \$	2018/2019 VS PROVISIONAL 2019/2020 \$
GRAND TOTAL		2,530,048,937	157,592,055	2,687,640,992	1,106,173,851	1,178,682,532	72,508,681



CAPITAL EXPENDITURE GRAPH



HEAD NO.	MINISTRY/DEPARTMENT	\$	%
21	Ministry Of Finance	36,620,215	31.4%
23	Customs Department	396,933	0.3%
29	Ministry of National Security	4,002,513	3.4%
32	Royal Bahamas Defence Force	1,103,278	0.9%
33	Ministry of Public Works	37,789,309	32.4%
38	Minsitry of Education	35,138,672	30.1%
	Ministry of Transport & Local		
40	Government	35,280	0.0%
45	Department of Housing	141,358	0.1%
53	Port Department	-	0.0%
	Department of Agriculture & Marine		
56	Resources	69,583	0.1%
60	Ministry of Health	509,739	0.4%
72	Minsitry of the Environment & Housir	678,977	0.6%
	Department of Transformation &		
73	Digitization	138,670	0.1%
		116,624,527	100.0%

SUMMARY OF AGENCIES CAPITAL EXPENDITURES

ITEM NO.	TITLE OF ITEM	APPROVED	SUPPLEMENTAL	REVISED	PROVISIONAL	PROVISIONAL	VARIANCE
		ESTIMATES 2019/2020 \$	ESTIMATES & VIREMENTS 2019/2020 \$	ESTIMATES 2019/2020 \$	ACTUAL EXPENDITURE 2018/2019 (JUL TO DEC) \$	ACTUAL EXPENDITURE 2019/2020 (JUL TO DEC) \$	PROVISIONAL 2018/2019 VS PROVISIONAL 2019/2020 \$
005	MINISTRY OF PUBLIC SERVICE & NATIONAL INSURANCE	0	25,000	25,000	0	0	0
006	CABINET OFFICE	0	2,823,970	2,823,970	0	0	0
007	OFFICE OF THE ATTORNEY GENERAL AND MINISTRY OF LEGAL AFFAIRS	0	210,060	210,060	0	0	0
013	MINISTRY OF FOREIGN AFFAIRS	2,000,000	0	2,000,000	0	0	0
014	OFFICE OF THE PRIME MINISTER	0	6,670,000	6,670,000	0	0	0
021	MINISTRY OF FINANCE	42,264,170	118,437,880	160,702,050	14,808,506	36,620,215	21,811,709
022	TREASURY DEPARTMENT	0	125,000	125,000	0	0	0
023	CUSTOMS DEPARTMENT	2,418,000	1,000,000	3,418,000	0	396,933	396,933
028	DEPARTMENT OF INLAND REVENUE	0	69,840	69,840	0	0	0
029	MINISTRY OF NATIONAL SECURITY	12,000,000	0	12,000,000	0	4,002,513	4,002,513
030	DEPARTMENT OF IMMIGRATION	117,000	0	117,000	0	0	0
032	ROYAL BAHAMAS DEFENCE FORCE	8,000,000	888,460	8,888,460	2,456,129	1,103,278	-1,352,851
033	MINISTRY OF PUBLIC WORKS	93,735,830	361,690	94,097,520	33,613,758	37,789,309	4,175,551
038	MINISTRY OF EDUCATION	45,987,000	6,310,000	52,297,000	28,921,271	35,138,672	6,217,401
040	MINISTRY OF TRANSPORT & LOCAL GOVERNMENT	500,000	60,200	560,200	0	35,280	35,280
045	DEPARTMENT OF HOUSING	3,000,000	0	3,000,000	25,575	141,358	115,783
048	DEPARTMENT OF LABOUR	0	115,000	115,000	0	0	0
053	PORT DEPARTMENT	0	42,000	42,000	185,926	0	-185,926
054	DEPARTMENT OF ROAD TRAFFIC	0	27,000	27,000	0	0	0
055	DEPARTMENT OF METEOROLOGY	0	10,900	10,900	0	0	0
056	MINISTRY OF AGRICULTURE & MARINE RESOURCES	780,000	25,000	805,000	0	69,583	69,583
058	DEPARTMENT OF MARINE RESOURCES	0	356,000	356,000	0	0	0
060	MINISTRY OF HEALTH	12,000,000	10,072,000	22,072,000	0	509,739	509,739
067	MINISTRY OF TOURISM & AVIATION	2,000,000	0	2,000,000	0	0	0

SUMMARY OF AGENCIES CAPITAL EXPENDITURES

ITEM NO.	TITLE OF ITEM	APPROVED	SUPPLEMENTAL	REVISED	PROVISIONAL	PROVISIONAL	VARIANCE
		ESTIMATES 2019/2020 \$	ESTIMATES & VIREMENTS 2019/2020 \$	ESTIMATES 2019/2020 \$	EXPENDITURE 2018/2019 (JUL TO DEC) \$	EXPENDITURE 2019/2020 (JUL TO DEC) \$	PROVISIONAL 2018/2019 VS PROVISIONAL 2019/2020 \$
072	MINISTRY OF THE ENVIRONMENT & HOUSING	3,198,000	1,080,000	4,278,000	0	678,977	678,977
073	DEPARTMENT OF TRANSFORMATION & DIGITIZATION	7,000,000	500,000	7,500,000	0	138,670	138,670
074	MINISTRY FOR GRAND BAHAMA	0	1,290,000	1,290,000	0	0	0
GRAND TOTAL		235,000,000	150,500,000	385,500,000	80,011,165	116,624,527	36,613,362

CAPITAL EXPENDITURES BY BLOCK

ITEM NO.	TITLE OF ITEM	APPROVED	SUPPLEMENTAL	REVISED	PROVISIONAL	PROVISIONAL	VARIANCE
		ESTIMATES 2019/2020 \$	ESTIMATES & VIREMENTS 2019/2020 \$	ESTIMATES 2019/2020 \$	EXPENDITURE 2018/2019 (JUL TO DEC) \$	EXPENDITURE 2019/2020 (JUL TO DEC) \$	PROVISIONAL 2018/2019 VS PROVISIONAL 2019/2020 \$
28220EE	Capital Transfers N.E.C.	51,261,001	111,584,527	162,845,528	14,800,457	43,302,947	28,502,490
31110EE	Buildings & Structures	131,662,973	36,044,882	167,707,855	57,152,775	62,856,093	5,703,318
31120EE	Machinery & Equipment	38,276,026	262,268	38,538,294	3,344,686	8,402,143	5,057,457
31130EE	Other Fixed Assets	9,035,830	2,608,323	11,644,153	4,713,247	2,063,343	-2,649,904
31410EE	Land	4,764,170	0	4,764,170	0	0	0
GRAND TOTAL		235,000,000	150,500,000	385,500,000	80,011,165	116,624,526	36,613,361

**[Head 005] MINISTRY OF PUBLIC
SERVICE & NATIONAL INSURANCE**

ITEM NO.	TITLE OF ITEM	APPROVED	SUPPLEMENTAL	REVISED	PROVISIONAL	PROVISIONAL	VARIANCE
		ESTIMATES 2019/2020 \$	ESTIMATES & VIREMENTS 2019/2020 \$	APPROVED ESTIMATES 2019/2020 \$	ACTUAL EXPENDITURE 2018/2019 (JUL TO DEC) \$	ACTUAL EXPENDITURE 2019/2020 (JUL TO DEC) \$	PROVISIONAL 2018/2019 VS PROVISIONAL 2019/2020 \$
31120EE	Machinery & Equipment	0	25,000	25,000	0	0	0
	MINISTRY OF PUBLIC SERVICE & NATIONAL INSURANCE TOTAL EXPENSES	0	25,000	25,000	0	0	0

The Accounting Officer for this Head is the PERMANENT SECRETARY

[Head 006] CABINET OFFICE

ITEM NO.	TITLE OF ITEM	APPROVED	SUPPLEMENTAL	REVISED	PROVISIONAL	PROVISIONAL	VARIANCE
		ESTIMATES 2019/2020 \$	ESTIMATES & VIREMENTS 2019/2020 \$	ESTIMATES 2019/2020 \$	EXPENDITURE 2018/2019 (JUL TO DEC) \$	EXPENDITURE 2019/2020 (JUL TO DEC) \$	PROVISIONAL 2018/2019 VS PROVISIONAL 2019/2020 \$
31120EE	Machinery & Equipment	0	2,823,970	2,823,970	0	0	0
CABINET OFFICE TOTAL EXPENSES		0	2,823,970	2,823,970	0	0	0

The Accounting Officer for this Head is the SECRETARY TO THE CABINET

***[Head 007]* OFFICE OF THE ATTORNEY
GENERAL AND MINISTRY OF LEGAL AFFAIRS**

ITEM NO.	TITLE OF ITEM	APPROVED ESTIMATES 2019/2020	SUPPLEMENTAL ESTIMATES & VIREMENTS 2019/2020	REVISED APPROVED ESTIMATES 2019/2020	PROVISIONAL ACTUAL EXPENDITURE 2018/2019 (JUL TO DEC)	PROVISIONAL ACTUAL EXPENDITURE 2019/2020 (JUL TO DEC)	VARIANCE PROVISIONAL 2018/2019 VS PROVISIONAL 2019/2020
		\$	\$	\$	\$	\$	\$
31110EE	Buildings & Structures	0	79,300	79,300	0	0	0
31120EE	Machinery & Equipment	0	130,760	130,760	0	0	0
	OFFICE OF THE ATTORNEY GENERAL AND MINISTRY OF LEGAL AFFAIRS TOTAL EXPENSES	0	210,060	210,060	0	0	0

The Accounting Officer for this Head is the PERMANENT SECRETARY

[Head 013] MINISTRY OF FOREIGN AFFAIRS

ITEM NO.	TITLE OF ITEM	APPROVED	SUPPLEMENTAL	REVISED	PROVISIONAL	PROVISIONAL	VARIANCE
		ESTIMATES 2019/2020 \$	ESTIMATES & VIREMENTS 2019/2020 \$	ESTIMATES 2019/2020 \$	ACTUAL EXPENDITURE 2018/2019 (JUL TO DEC) \$	ACTUAL EXPENDITURE 2019/2020 (JUL TO DEC) \$	PROVISIONAL 2018/2019 VS PROVISIONAL 2019/2020 \$
31110EE	Buildings & Structures	1,900,000	0	1,900,000	0	0	0
31120EE	Machinery & Equipment	100,000	0	100,000	0	0	0
	MINISTRY OF FOREIGN AFFAIRS TOTAL EXPENSES	2,000,000	0	2,000,000	0	0	0

The Accounting Officer for this Head is the PERMANENT SECRETARY

[Head 014] OFFICE OF THE PRIME MINISTER

ITEM NO.	TITLE OF ITEM	APPROVED ESTIMATES 2019/2020	SUPPLEMENTAL ESTIMATES & VIREMENTS 2019/2020	REVISED APPROVED ESTIMATES 2019/2020	PROVISIONAL ACTUAL EXPENDITURE 2018/2019 (JUL TO DEC)	PROVISIONAL ACTUAL EXPENDITURE 2019/2020 (JUL TO DEC)	VARIANCE PROVISIONAL 2018/2019 VS PROVISIONAL 2019/2020
		\$	\$	\$	\$	\$	\$
31110EE	Buildings & Structures	0	4,170,000	4,170,000	0	0	0
31130EE	Other Fixed Assets	0	2,500,000	2,500,000	0	0	0
OFFICE OF THE PRIME MINISTER TOTAL EXPENSES		0	6,670,000	6,670,000	0	0	0

The Accounting Officer for this Head is the PERMANENT SECRETARY

[Head 021] MINISTRY OF FINANCE

ITEM NO.	TITLE OF ITEM	APPROVED	SUPPLEMENTAL	REVISED	PROVISIONAL	PROVISIONAL	VARIANCE
		ESTIMATES 2019/2020 \$	ESTIMATES & VIREMENTS 2019/2020 \$	APPROVED ESTIMATES 2019/2020 \$	ACTUAL EXPENDITURE 2018/2019 (JUL TO DEC) \$	ACTUAL EXPENDITURE 2019/2020 (JUL TO DEC) \$	PROVISIONAL 2018/2019 VS PROVISIONAL 2019/2020 \$
28220EE	Capital Transfers N.E.C.	19,000,000	111,119,527	130,119,527	9,954,037	34,708,916	24,754,879
31110EE	Buildings & Structures	3,000,000	6,000,000	9,000,000	141,222	0	-141,222
31120EE	Machinery & Equipment	8,500,000	1,937,880	10,437,880	0	60,560	60,560
31130EE	Other Fixed Assets	7,000,000	-619,527	6,380,473	4,713,247	1,850,738	-2,862,509
31410EE	Land	4,764,170	0	4,764,170	0	0	0
MINISTRY OF FINANCE TOTAL EXPENSES		42,264,170	118,437,880	160,702,050	14,808,506	36,620,214	21,811,708

The Accounting Officer for this Head is the FINANCIAL SECRETARY

[Head 022] TREASURY DEPARTMENT

ITEM NO.	TITLE OF ITEM	APPROVED	SUPPLEMENTAL	REVISED	PROVISIONAL	PROVISIONAL	VARIANCE
		ESTIMATES 2019/2020 \$	ESTIMATES & VIREMENTS 2019/2020 \$	ESTIMATES 2019/2020 \$	EXPENDITURE 2018/2019 (JUL TO DEC) \$	EXPENDITURE 2019/2020 (JUL TO DEC) \$	PROVISIONAL 2018/2019 VS PROVISIONAL 2019/2020 \$
31120EE	Machinery & Equipment	0	125,000	125,000	0	0	0
TREASURY DEPARTMENT TOTAL EXPENSES		0	125,000	125,000	0	0	0

The Accounting Officer for this Head is the TREASURER

[Head 023] CUSTOMS DEPARTMENT

ITEM NO.	TITLE OF ITEM	APPROVED	SUPPLEMENTAL	REVISED	PROVISIONAL	PROVISIONAL	VARIANCE
		ESTIMATES 2019/2020 \$	ESTIMATES & VIREMENTS 2019/2020 \$	ESTIMATES 2019/2020 \$	EXPENDITURE 2018/2019 (JUL TO DEC) \$	EXPENDITURE 2019/2020 (JUL TO DEC) \$	PROVISIONAL 2018/2019 VS PROVISIONAL 2019/2020 \$
28220EE	Capital Transfers N.E.C.	2,418,000	0	2,418,000	0	396,933	396,933
31110EE	Buildings & Structures	0	1,000,000	1,000,000	0	0	0
CUSTOMS DEPARTMENT TOTAL EXPENSES		2,418,000	1,000,000	3,418,000	0	396,933	396,933

The Accounting Officer for this Head is the COMPTROLLER

[Head 028] DEPARTMENT OF INLAND REVENUE

ITEM NO.	TITLE OF ITEM	APPROVED	SUPPLEMENTAL	REVISED	PROVISIONAL	PROVISIONAL	VARIANCE
		ESTIMATES 2019/2020 \$	ESTIMATES & VIREMENTS 2019/2020 \$	ESTIMATES 2019/2020 \$	EXPENDITURE 2018/2019 (JUL TO DEC) \$	EXPENDITURE 2019/2020 (JUL TO DEC) \$	PROVISIONAL 2018/2019 VS PROVISIONAL 2019/2020 \$
31120EE	Machinery & Equipment	0	39,890	39,890	0	0	0
31130EE	Other Fixed Assets	0	29,950	29,950	0	0	0
DEPARTMENT OF INLAND REVENUE TOTAL EXPENSES		0	69,840	69,840	0	0	0

The Accounting Officer for this Head is the CHIEF VALUATION OFFICER/CONTROLLER

[Head 029] MINISTRY OF NATIONAL SECURITY

ITEM NO.	TITLE OF ITEM	APPROVED	SUPPLEMENTAL	REVISED	PROVISIONAL	PROVISIONAL	VARIANCE
		ESTIMATES 2019/2020 \$	ESTIMATES & VIREMENTS 2019/2020 \$	ESTIMATES 2019/2020 \$	EXPENDITURE 2018/2019 (JUL TO DEC) \$	EXPENDITURE 2019/2020 (JUL TO DEC) \$	PROVISIONAL 2018/2019 VS PROVISIONAL 2019/2020 \$
28220EE	Capital Transfers N.E.C.	2,500,000	0	2,500,000	0	0	0
31120EE	Machinery & Equipment	9,500,000	0	9,500,000	0	4,002,513	4,002,513
MINISTRY OF NATIONAL SECURITY TOTAL EXPENSES		12,000,000	0	12,000,000	0	4,002,513	4,002,513

The Accounting Officer for this Head is the PERMANENT SECRETARY

[Head 030] DEPARTMENT OF IMMIGRATION

ITEM NO.	TITLE OF ITEM	APPROVED	SUPPLEMENTAL	REVISED	PROVISIONAL	PROVISIONAL	VARIANCE
		ESTIMATES 2019/2020 \$	ESTIMATES & VIREMENTS 2019/2020 \$	ESTIMATES 2019/2020 \$	EXPENDITURE 2018/2019 (JUL TO DEC) \$	EXPENDITURE 2019/2020 (JUL TO DEC) \$	PROVISIONAL 2018/2019 VS PROVISIONAL 2019/2020 \$
31110EE	Buildings & Structures	117,000	0	117,000	0	0	0
	DEPARTMENT OF IMMIGRATION TOTAL EXPENSES	117,000	0	117,000	0	0	0

The Accounting Officer for this Head is the DIRECTOR

[Head 032] ROYAL BAHAMAS DEFENCE FORCE

ITEM NO.	TITLE OF ITEM	APPROVED	SUPPLEMENTAL	REVISED	PROVISIONAL	PROVISIONAL	VARIANCE
		ESTIMATES 2019/2020 \$	ESTIMATES & VIREMENTS 2019/2020 \$	ESTIMATES 2019/2020 \$	EXPENDITURE 2018/2019 (JUL TO DEC) \$	EXPENDITURE 2019/2020 (JUL TO DEC) \$	PROVISIONAL 2018/2019 VS PROVISIONAL 2019/2020 \$
31110EE	Buildings & Structures	4,600,000	450,000	5,050,000	612,772	396,101	-216,671
31120EE	Machinery & Equipment	3,400,000	438,460	3,838,460	1,843,357	707,177	-1,136,180
ROYAL BAHAMAS DEFENCE FORCE TOTAL EXPENSES		8,000,000	888,460	8,888,460	2,456,129	1,103,278	-1,352,851

The Accounting Officer for this Head is the **COMMODORE**

[Head 033] MINISTRY OF PUBLIC WORKS

ITEM NO.	TITLE OF ITEM	APPROVED	SUPPLEMENTAL	REVISED	PROVISIONAL	PROVISIONAL	VARIANCE
		ESTIMATES 2019/2020 \$	ESTIMATES & VIREMENTS 2019/2020 \$	APPROVED ESTIMATES 2019/2020 \$	ACTUAL EXPENDITURE 2018/2019 (JUL TO DEC) \$	ACTUAL EXPENDITURE 2019/2020 (JUL TO DEC) \$	2018/2019 VS PROVISIONAL 2019/2020 \$
28220EE	Capital Transfers N.E.C.	14,043,001	0	14,043,001	2,846,420	6,103,881	3,257,461
31110EE	Buildings & Structures	76,668,249	217,200	76,885,449	30,546,735	31,123,928	577,193
31120EE	Machinery & Equipment	1,788,750	144,490	1,933,240	220,604	487,565	266,961
31130EE	Other Fixed Assets	1,235,830	0	1,235,830	0	73,935	73,935
MINISTRY OF PUBLIC WORKS TOTAL EXPENSES		93,735,830	361,690	94,097,520	33,613,759	37,789,309	4,175,550

The Accounting Officer for this Head is the PERMANENT SECRETARY

[Head 038] MINISTRY OF EDUCATION

ITEM NO.	TITLE OF ITEM	APPROVED ESTIMATES 2019/2020	SUPPLEMENTAL ESTIMATES & VIREMENTS 2019/2020	REVISED APPROVED ESTIMATES 2019/2020	PROVISIONAL ACTUAL EXPENDITURE 2018/2019 (JUL TO DEC)	PROVISIONAL ACTUAL EXPENDITURE 2019/2020 (JUL TO DEC)	VARIANCE PROVISIONAL 2018/2019 VS PROVISIONAL 2019/2020
		\$	\$	\$	\$	\$	\$
28220EE	Capital Transfers N.E.C.	4,700,000	0	4,700,000	2,000,000	1,500,000	-500,000
31110EE	Buildings & Structures	27,189,724	14,611,245	41,800,969	25,640,545	30,563,927	4,923,382
31120EE	Machinery & Equipment	14,097,276	-8,301,245	5,796,031	1,280,726	3,074,745	1,794,019
MINISTRY OF EDUCATION TOTAL EXPENSES		45,987,000	6,310,000	52,297,000	28,921,271	35,138,672	6,217,401

The Accounting Officer for this Head is the PERMANENT SECRETARY

[Head 040] MINISTRY OF TRANSPORT & LOCAL GOVERNMENT

ITEM NO.	TITLE OF ITEM	APPROVED	SUPPLEMENTAL	REVISED	PROVISIONAL	PROVISIONAL	VARIANCE
		ESTIMATES 2019/2020 \$	ESTIMATES & VIREMENTS 2019/2020 \$	APPROVED ESTIMATES 2019/2020 \$	ACTUAL EXPENDITURE 2018/2019 (JUL TO DEC) \$	ACTUAL EXPENDITURE 2019/2020 (JUL TO DEC) \$	PROVISIONAL 2018/2019 VS PROVISIONAL 2019/2020 \$
31110EE	Buildings & Structures	500,000	-14,863	485,137	0	35,280	35,280
31120EE	Machinery & Equipment	0	50,063	50,063	0	0	0
31130EE	Other Fixed Assets	0	25,000	25,000	0	0	0
	MINISTRY OF TRANSPORT & LOCAL GOVERNMENT TOTAL EXPENSES	500,000	60,200	560,200	0	35,280	35,280

The Accounting Officer for this Head is the PERMANENT SECRETARY

[Head 045] DEPARTMENT OF HOUSING

ITEM NO.	TITLE OF ITEM	APPROVED	SUPPLEMENTAL	REVISED	PROVISIONAL	PROVISIONAL	VARIANCE
		ESTIMATES 2019/2020 \$	ESTIMATES & VIREMENTS 2019/2020 \$	ESTIMATES 2019/2020 \$	EXPENDITURE 2018/2019 (JUL TO DEC) \$	EXPENDITURE 2019/2020 (JUL TO DEC) \$	2018/2019 VS PROVISIONAL 2019/2020 \$
31110EE	Buildings & Structures	3,000,000	0	3,000,000	25,575	141,358	115,783
DEPARTMENT OF HOUSING TOTAL EXPENSES		3,000,000	0	3,000,000	25,575	141,358	115,783

The Accounting Officer for this Head is the PERMANENT SECRETARY

[Head 048] DEPARTMENT OF LABOUR

ITEM NO.	TITLE OF ITEM	APPROVED	SUPPLEMENTAL	REVISED	PROVISIONAL	PROVISIONAL	VARIANCE
		ESTIMATES 2019/2020 \$	ESTIMATES & VIREMENTS 2019/2020 \$	APPROVED ESTIMATES 2019/2020 \$	ACTUAL EXPENDITURE 2018/2019 (JUL TO DEC) \$	ACTUAL EXPENDITURE 2019/2020 (JUL TO DEC) \$	PROVISIONAL 2018/2019 VS PROVISIONAL 2019/2020 \$
31110EE	Buildings & Structures	0	50,000	50,000	0	0	0
31120EE	Machinery & Equipment	0	65,000	65,000	0	0	0
DEPARTMENT OF LABOUR TOTAL EXPENSES		0	115,000	115,000	0	0	0

The Accounting Officer for this Head is the DIRECTOR

[Head 053] PORT DEPARTMENT

ITEM NO.	TITLE OF ITEM	APPROVED	SUPPLEMENTAL	REVISED	PROVISIONAL	PROVISIONAL	VARIANCE
		ESTIMATES 2019/2020 \$	ESTIMATES & VIREMENTS 2019/2020 \$	ESTIMATES 2019/2020 \$	EXPENDITURE 2018/2019 (JUL TO DEC) \$	EXPENDITURE 2019/2020 (JUL TO DEC) \$	PROVISIONAL 2018/2019 VS PROVISIONAL 2019/2020 \$
31110EE	Buildings & Structures	0	0	0	185,926	0	-185,926
31130EE	Other Fixed Assets	0	42,000	42,000	0	0	0
PORT DEPARTMENT TOTAL EXPENSES		0	42,000	42,000	185,926	0	-185,926

The Accounting Officer for this Head is the PORT CONTROLLER

[Head 054] DEPARTMENT OF ROAD TRAFFIC

ITEM NO.	TITLE OF ITEM	APPROVED	SUPPLEMENTAL	REVISED	PROVISIONAL	PROVISIONAL	VARIANCE
		ESTIMATES 2019/2020 \$	ESTIMATES & VIREMENTS 2019/2020 \$	APPROVED ESTIMATES 2019/2020 \$	ACTUAL EXPENDITURE 2018/2019 (JUL TO DEC) \$	ACTUAL EXPENDITURE 2019/2020 (JUL TO DEC) \$	PROVISIONAL 2018/2019 VS PROVISIONAL 2019/2020 \$
31120EE	Machinery & Equipment	0	27,000	27,000	0	0	0
DEPARTMENT OF ROAD TRAFFIC TOTAL EXPENSES		0	27,000	27,000	0	0	0

The Accounting Officer for this Head is the CONTROLLER

[Head 055] DEPARTMENT OF METEOROLOGY

ITEM NO.	TITLE OF ITEM	APPROVED	SUPPLEMENTAL	REVISED	PROVISIONAL	PROVISIONAL	VARIANCE
		ESTIMATES 2019/2020 \$	ESTIMATES & VIREMENTS 2019/2020 \$	APPROVED ESTIMATES 2019/2020 \$	ACTUAL EXPENDITURE 2018/2019 (JUL TO DEC) \$	ACTUAL EXPENDITURE 2019/2020 (JUL TO DEC) \$	PROVISIONAL 2018/2019 VS PROVISIONAL 2019/2020 \$
31130EE	Other Fixed Assets	0	10,900	10,900	0	0	0
	DEPARTMENT OF METEOROLOGY TOTAL EXPENSES	0	10,900	10,900	0	0	0

The Accounting Officer for this Head is the DIRECTOR

[Head 056] MINISTRY OF AGRICULTURE & MARINE RESOURCES

ITEM NO.	TITLE OF ITEM	APPROVED ESTIMATES 2019/2020	SUPPLEMENTAL ESTIMATES & VIREMENTS 2019/2020	REVISED APPROVED ESTIMATES 2019/2020	PROVISIONAL ACTUAL EXPENDITURE 2018/2019 (JUL TO DEC)	PROVISIONAL ACTUAL EXPENDITURE 2019/2020 (JUL TO DEC)	VARIANCE PROVISIONAL 2018/2019 VS PROVISIONAL 2019/2020
		\$	\$	\$	\$	\$	\$
31110EE	Buildings & Structures	390,000	0	390,000	0	0	0
31120EE	Machinery & Equipment	390,000	25,000	415,000	0	69,583	69,583
MINISTRY OF AGRICULTURE & MARINE RESOURCES TOTAL EXPENSES		780,000	25,000	805,000	0	69,583	69,583

The Accounting Officer for this Head is the PERMANENT SECRETARY

[Head 058] DEPARTMENT OF MARINE RESOURCES

ITEM NO.	TITLE OF ITEM	APPROVED	SUPPLEMENTAL	REVISED	PROVISIONAL	PROVISIONAL	VARIANCE
		ESTIMATES 2019/2020 \$	ESTIMATES & VIREMENTS 2019/2020 \$	ESTIMATES 2019/2020 \$	EXPENDITURE 2018/2019 (JUL TO DEC) \$	EXPENDITURE 2019/2020 (JUL TO DEC) \$	PROVISIONAL 2018/2019 VS PROVISIONAL 2019/2020 \$
31120EE	Machinery & Equipment	0	356,000	356,000	0	0	0
DEPARTMENT OF MARINE RESOURCES TOTAL EXPENSES		0	356,000	356,000	0	0	0

The Accounting Officer for this Head is the PERMANENT SECRETARY

[Head 060] MINISTRY OF HEALTH

ITEM NO.	TITLE OF ITEM	APPROVED	SUPPLEMENTAL	REVISED	PROVISIONAL	PROVISIONAL	VARIANCE
		ESTIMATES 2019/2020 \$	ESTIMATES & VIREMENTS 2019/2020 \$	ESTIMATES 2019/2020 \$	EXPENDITURE 2018/2019 (JUL TO DEC) \$	EXPENDITURE 2019/2020 (JUL TO DEC) \$	PROVISIONAL 2018/2019 VS PROVISIONAL 2019/2020 \$
31110EE	Buildings & Structures	12,000,000	8,892,000	20,892,000	0	509,739	509,739
31120EE	Machinery & Equipment	0	1,060,000	1,060,000	0	0	0
31130EE	Other Fixed Assets	0	120,000	120,000	0	0	0
MINISTRY OF HEALTH TOTAL EXPENSES		12,000,000	10,072,000	22,072,000	0	509,739	509,739

The Accounting Officer for this Head is the PERMANENT SECRETARY

[Head 067] MINISTRY OF TOURISM & AVIATION

ITEM NO.	TITLE OF ITEM	APPROVED	SUPPLEMENTAL	REVISED	PROVISIONAL	PROVISIONAL	VARIANCE
		ESTIMATES 2019/2020 \$	ESTIMATES & VIREMENTS 2019/2020 \$	ESTIMATES 2019/2020 \$	EXPENDITURE 2018/2019 (JUL TO DEC) \$	EXPENDITURE 2019/2020 (JUL TO DEC) \$	PROVISIONAL 2018/2019 VS PROVISIONAL 2019/2020 \$
31110EE	Buildings & Structures	2,000,000	0	2,000,000	0	0	0
	MINISTRY OF TOURISM & AVIATION TOTAL EXPENSES	2,000,000	0	2,000,000	0	0	0

The Accounting Officer for this Head is the PERMANENT SECRETARY

[Head 072] MINISTRY OF THE ENVIRONMENT & HOUSING

ITEM NO.	TITLE OF ITEM	APPROVED ESTIMATES 2019/2020	SUPPLEMENTAL ESTIMATES & VIREMENTS 2019/2020	REVISED APPROVED ESTIMATES 2019/2020	PROVISIONAL ACTUAL EXPENDITURE 2018/2019 (JUL TO DEC)	PROVISIONAL ACTUAL EXPENDITURE 2019/2020 (JUL TO DEC)	VARIANCE PROVISIONAL 2018/2019 VS PROVISIONAL 2019/2020
		\$	\$	\$	\$	\$	\$
28220EE	Capital Transfers N.E.C.	2,900,000	465,000	3,365,000	0	593,217	593,217
31110EE	Buildings & Structures	298,000	0	298,000	0	85,761	85,761
31120EE	Machinery & Equipment	0	615,000	615,000	0	0	0
MINISTRY OF THE ENVIRONMENT & HOUSING TOTAL EXPENSES		3,198,000	1,080,000	4,278,000	0	678,978	678,978

The Accounting Officer for this Head is the PERMANENT SECRETARY

***[Head 073]* DEPARTMENT OF
TRANSFORMATION & DIGITIZATION**

ITEM NO.	TITLE OF ITEM	APPROVED ESTIMATES 2019/2020	SUPPLEMENTAL ESTIMATES & VIREMENTS 2019/2020	REVISED APPROVED ESTIMATES 2019/2020	PROVISIONAL ACTUAL EXPENDITURE 2018/2019 (JUL TO DEC)	PROVISIONAL ACTUAL EXPENDITURE 2019/2020 (JUL TO DEC)	VARIANCE PROVISIONAL 2018/2019 VS PROVISIONAL 2019/2020
		\$	\$	\$	\$	\$	\$
28220EE	Capital Transfers N.E.C.	5,700,000	0	5,700,000	0	0	0
31120EE	Machinery & Equipment	500,000	0	500,000	0	0	0
31130EE	Other Fixed Assets	800,000	500,000	1,300,000	0	138,670	138,670
DEPARTMENT OF TRANSFORMATION & DIGITIZATION TOTAL EXPENSES		7,000,000	500,000	7,500,000	0	138,670	138,670

The Accounting Officer for this Head is the PERMANENT SECRETARY

[Head 074] MINISTRY FOR GRAND BAHAMA

ITEM NO.	TITLE OF ITEM	APPROVED	SUPPLEMENTAL	REVISED	PROVISIONAL	PROVISIONAL	VARIANCE
		ESTIMATES 2019/2020 \$	ESTIMATES & VIREMENTS 2019/2020 \$	ESTIMATES 2019/2020 \$	EXPENDITURE 2018/2019 (JUL TO DEC) \$	EXPENDITURE 2019/2020 (JUL TO DEC) \$	PROVISIONAL 2018/2019 VS PROVISIONAL 2019/2020 \$
31110EE	Buildings & Structures	0	590,000	590,000	0	0	0
31120EE	Machinery & Equipment	0	700,000	700,000	0	0	0
MINISTRY FOR GRAND BAHAMA TOTAL EXPENSES		0	1,290,000	1,290,000	0	0	0

The Accounting Officer for this Head is the PERMANENT SECRETARY

[HEAD 001-074] CAPITAL EXPENDITURE HEAD SUMMARY

ITEM NO.	TITLE OF ITEM	APPROVED	SUPPLEMENTAL	REVISED	PROVISIONAL	PROVISIONAL	VARIANCE
		ESTIMATES 2019/2020	ESTIMATES & VIREMENTS 2019/2020	ESTIMATES 2019/2020	EXPENDITURE 2018/2019 (JUL TO DEC)	EXPENDITURE 2019/2020 (JUL TO DEC)	2018/2019 VS PROVISIONAL 2019/2020
		\$	\$	\$	\$	\$	\$
GRAND TOTAL		235,000,000	150,500,000	385,500,000	80,011,165	116,624,526	36,613,361

ANNEXES

[Head 027] PUBLIC DEBT REDEMPTION & SINKING FUNDS

ITEM NO.	TITLE OF ITEM	APPROVED ESTIMATES 2019/2020 \$	SUPPLEMENTAL ESTIMATES & VIREMENTS 2019/2020 \$	REVISED APPROVED ESTIMATES 2019/2020 \$	PROVISIONAL ACTUAL EXPENDITURE 2018/2019 (JUL TO DEC) \$	PROVISIONAL ACTUAL EXPENDITURE 2019/2020 (JUL TO DEC) \$	VARIANCE PROVISIONAL 2018/2019 VS PROVISIONAL 2019/2020 \$
ACQ OF DOMESTIC FINAN ASSETS							
5212001	Sinking Fund Har. Malcolm Property Purchase Loan	1,486	0	1,486	0	0	0
5212002	The Clifton Heritage Authority	1,130,521	0	1,130,521	0	589,808	589,808
	SUB-TOTAL:	1,132,007	0	1,132,007	0	589,808	589,808
ACQ OF FOREIGN FINANC ASSETS							
5222001	USD \$200.0M BOND (6.625%)	3,700,000	0	3,700,000	0	0	0
5222002	US \$100M Bond	1,700,000	0	1,700,000	0	0	0
5222003	USD \$750M 6% Notes (2017-2028)	39,959,088	0	39,959,088	0	19,979,544	19,979,544
	SUB-TOTAL:	45,359,088	0	45,359,088	0	19,979,544	19,979,544
	TOTAL:	46,491,095	0	46,491,095	0	20,569,352	20,569,352
REPAYMENTS							
33130EE	Debt Securities	438,602,500	84,237,130	522,839,630	266,284,042	240,137,130	-26,146,912
33140EE	Domestic Loans	90,422,460	0	90,422,460	26,571,102	45,204,641	18,633,539
33240EE	Foreign Loans	98,931,666	-4,237,130	94,694,536	42,117,274	22,324,400	-19,792,874
	TOTAL:	627,956,626	80,000,000	707,956,626	334,972,418	307,666,171	-27,306,247
	PUBLIC DEBT REDEMPTION & SINKING FUNDS TOTAL	674,447,721	80,000,000	754,447,721	334,972,418	328,235,523	-6,736,895

The Accounting Officer for this Head is the DIRECTOR



COMMONWEALTH OF THE BAHAMAS

THE MINISTRY OF FINANCE
CECIL WALLACE WHITFIELD CENTRE

WEST BAY STREET | P.O. BOX N-3017 | NASSAU, BAHAMAS

T: 1.242.327.1530 | F: 1.242.327.1618